

# STEPPE 7

## OUTDOOR WALL LED

TYPE:

PROJECT NAME:

MODEL #	WATT	LED COLOUR	OPTICS	FINISH	VOLTAGE
---------	------	------------	--------	--------	---------

### Steppe 7.0

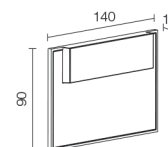
CE LED TECH III F IP65 kg 0,15



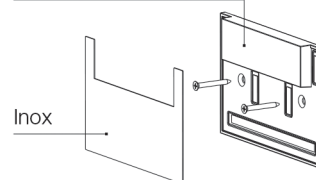
2W - 24Vdc

- L5SP7000 -- G Outdoor aluminium painting in grey
- L5SP7000 -- B White
- L5SP7000 -- R Cor-ten
- L5SP7000 -- H Anthracite aluminium

LED COLOUR	OPTIC
0 - Cool White 5000K	A - Diffused anti-glare beam
5 - Warm White 3000K	
9 - Natural White 4000K	



Finishing selection



#### TECHNICAL DATA

<b>Application</b>	Available in the single- or double-beam version, ideal for diffused lighting of indoor and outdoor pathways, easy installation and very small size
<b>Installation</b>	Indoor or outdoor wall light
<b>Mounting</b>	Fastened with screws and plugs; installation on box 503 (68x106x47) WC0301
<b>Material</b>	Die-cast aluminium body
<b>Finishes available</b>	Outdoor varnish: White; Grey; Anthracite; COR-TEN
<b>N° and type of LED</b>	SMD LED
<b>Nom. power consumption</b>	2W
<b>Power supply</b>	24Vdc
<b>Power supply unit</b>	Not included
<b>Connection</b>	In parallel
<b>Total Delivered Lumens</b>	35 lm (3000K)
<b>Optics</b>	Diffused anti-glare
<b>LED colour</b>	White: Warm White (3000K); Natural White (4000K); Cool White (5000K)
<b>IP</b>	65
<b>IK</b>	-
<b>UGR</b>	-

SHEET SPECIFICATION Z

#### POWER SUPPLY UNIT

24Vdc	N° MAX FIXTURES	PSU	IP
	1...n	24 Vdc	20



A **Luminart** BRAND

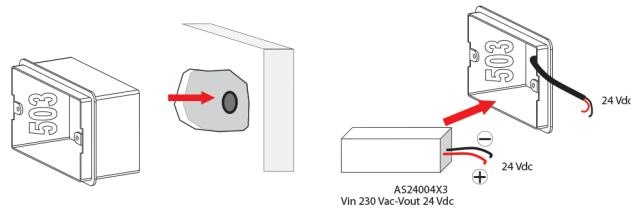
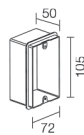
WWW.LUMINARTLIGHTING.COM



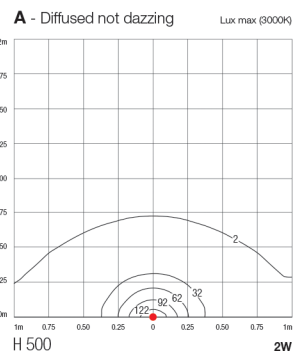
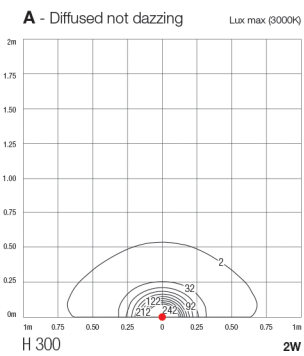
OUTER CASING



LWC0301



PHOTOMETRIC CURVES



For wall mounting or housing 503 (not supplied).  
In case of installation with box 503, can use the AC AS24004X3 that can stay within that box, and power 1 spotlight.

SPECIFICATION SHEET

**LEDOLOGY**

A **Luminart** BRAND

WWW.LUMINARTLIGHTING.COM