

# POP UP 1

TYPE:

WALL

PROJECT NAME:




SPECIFICATION SHEET

# POP UP 1

**TYPE:**

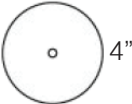
WALL

**PROJECT NAME:**




IP20	ⓘ	CE	▽
120V	17W CRI>85	on/off	
<b>PUI.43L</b> □			
<i>Led color</i>	<i>Nominal lm</i>	<i>Beam spread</i>	
<b>3 = 3000°K</b>	<b>1794</b>	<b>L = 44°</b>	
dimnable DALI - Push - 1...10V (Remote installation)			
<b>DRV.024.DIM</b>			

□	<i>Frame</i>		<i>Plate</i>
02	● Black	●	Black
06	○ White	○	White
CB	● Copper	●	Blue
CR	● Copper	●	Red



4"



Installation note: Comes with 4" round backplate to cover junction box