

MAYA

WALL LED

TYPE:

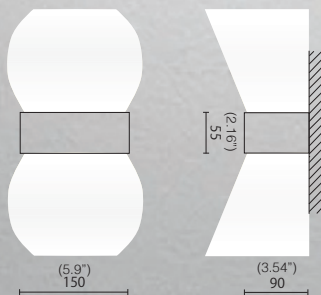
PROJECT NAME:



MAYA

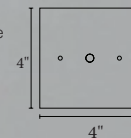
WALL









CODE	W	Lm
L25A9-654.30...	11	850



Sinuous lines identify Maya, a double emission wall lamp made from epoxy polyester powder coated aluminium stabilized with UV rays. It is equipped with high efficiency LED modules and driver. Its degree of protection against the penetration of dust, solid objects and liquids is IP40.

INSTALLATION NOTE:
Comes with 4" SQUARE backplate to cover the junction box



-  90°
-  TC 3000K
-  IP 40
-  CRI >80
-  EEI A+
-  RG 0
-  08 Satin white
-  Intertek

SPECIFICATION SHEET