

POP CHANDELIER

SUSPENSION

TYPE:

PROJECT NAME:



SPECIFICATION SHEET

Pop Chandelier

Harbour design 2017

Suspended chandelier with 24 arms available in two shapes: oval 250x95cm and 400x240cm or round Ø 180cm. Two given electronic gears (remote installation) for double switching on (alternating mode). On demand, the chandelier support bar can have a different measure.

Luminart[®]

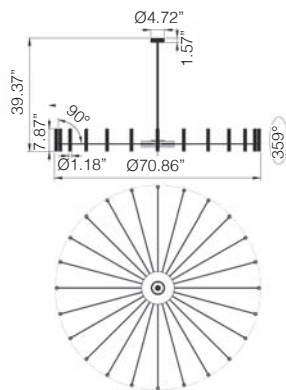
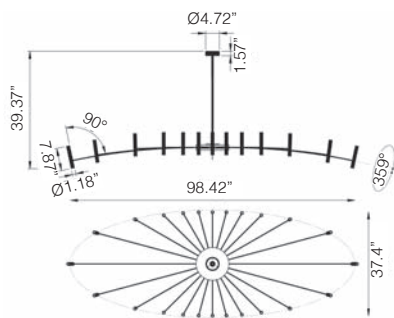
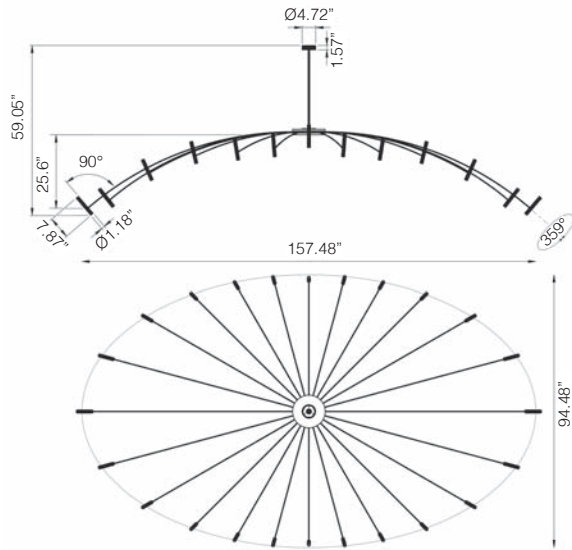
WWW.LUMINARTLIGHTING.COM
Last updated: 2/09/21

POP CHANDELIER

SUSPENSION

TYPE:

PROJECT NAME:



INSTALLATION NOTE: Fixture comes with 12"x12" metal enclosure with four 24V LED drivers for remote installation. Installation requires eight wires to be run from the remote 12"x12" metal enclosure of the 4x24V remote drivers to the fixture location junction box.

Pop Chandelier Large Oval

IP20	MC-E=3	
120V	24x13,4W	CRI>85
L17P40A.2	M.□ on/off	
■ Led color	Nominal lm	Beam spread
2 = 2700 °K	24 x 1650	M = 35°
3 = 3000 °K	24 x 1727	
DRV.024.DIM	need 2 units	
Switching:		
- On/Off		
- 0-10V Dim		

Pop Chandelier Small Oval

IP20	MC-E=3	
120V	24x13,4W	CRI>85
L17P40B.2	M.□ on/off	
■ Led color	Nominal lm	Beam spread
2 = 2700 °K	24 x 1650	M = 35°
3 = 3000 °K	24 x 1727	
DRV.024.DIM	need 2 units	
Switching:		
- On/Off		
- 0-10V Dim		




Pop Chandelier Round

IP20	MC-E=3	
120V	24x13,4W	CRI>85
L17P40R.2	M.□ on/off	
■ Led color	Nominal lm	Beam spread
2 = 2700 °K	24 x 1650	M = 35°
3 = 3000 °K	24 x 1727	
DRV.024.DIM	need 2 units	
Switching:		
- On/Off		
- 0-10V Dim		

Finish Codes

- 02 ● Black
- 06 ○ White
- B ● Blue
- C ● Copper
- G ● Green
- P ● Rose
- R ● Red

Finish Options



SPECIFICATION SHEET