

# STAMP

WALL MOUNT/WALL RECESSED

TYPE:

PROJECT NAME:



Stamp Small

LED



Stamp Glass

LED



Stamp Medium

LED



Stamp Sidelight - one window

LED



Stamp Large

LED



Stamp Sidelight - two windows

LED



Stamp Sidelight - four windows

LED

SPECIFICATION SHEET

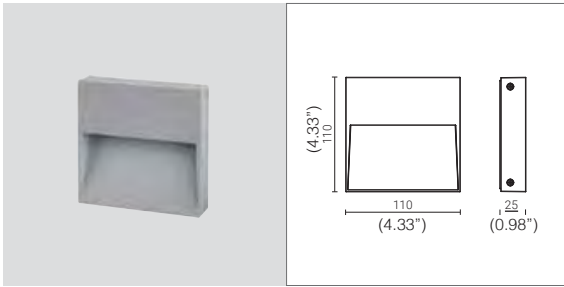
# STAMP

WALL MOUNT/WALL RECESSED

TYPE:

PROJECT NAME:

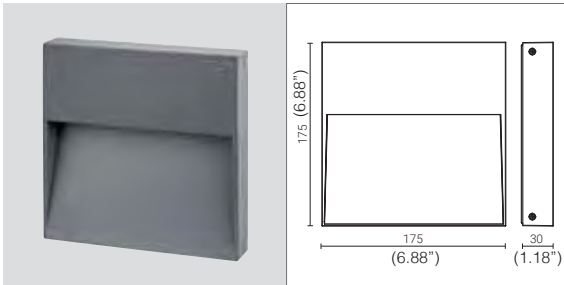
## STAMP SMALL



CODE	LAMP	W	LM LED - REAL LM
L985321	Led	4.5	460 210

IP 65  
CRI 80


## STAMP MEDIUM



CODE	LAMP	W	LM LED - REAL LM
L985323	Led	8	1077 520

IP 65  
CRI 80

## STAMP LARGE



CODE	LAMP	W	LM LED - REAL LM
L985326	Led	16	2154 860

IP 65  
CRI 80

For recessed installation, see backboxes on page 5

SPECIFICATION SHEET

### ORDERING INFO

Model (Order Code)	Finish	LED	Remote Driver Options
	<input type="radio"/> Graphite <input type="radio"/> Metallic Grey <input type="radio"/> White <input type="radio"/> Corten	<input type="radio"/> 3000K <input type="radio"/> 4000K	<input type="radio"/> 120V Phase Dimming <input type="radio"/> 120V 0-10V Dimming <input type="radio"/> 277V 0-10V Dimming



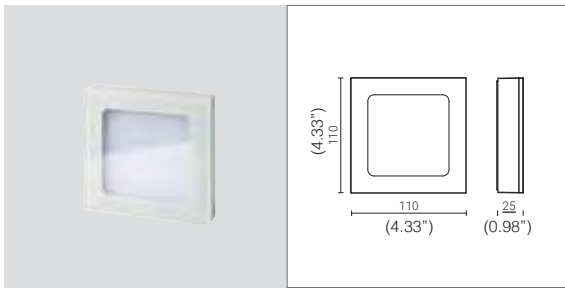
# STAMP

WALL MOUNT/WALL RECESSED

**TYPE:**

**PROJECT NAME:**

STAMP GLASS



CODE	LAMP	W	LM LED - REAL LM
L985331	Led	6	536 229

IP 65  
CRI 80



For recessed installation, see backboxes on page 5

SPECIFICATION SHEET

## ORDERING INFO

Model (Order Code)	Finish	LED	Remote Driver Options
	<input type="radio"/> Graphite <input type="radio"/> Metallic Grey <input type="radio"/> White <input type="radio"/> Corten	<input type="radio"/> 3000K <input type="radio"/> 4000K	<input type="radio"/> 120V Phase Dimming <input type="radio"/> 120V 0-10V Dimming <input type="radio"/> 277V 0-10V Dimming



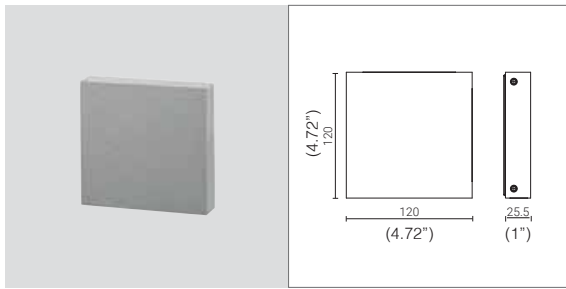
# STAMP

WALL MOUNT/WALL RECESSED

TYPE:

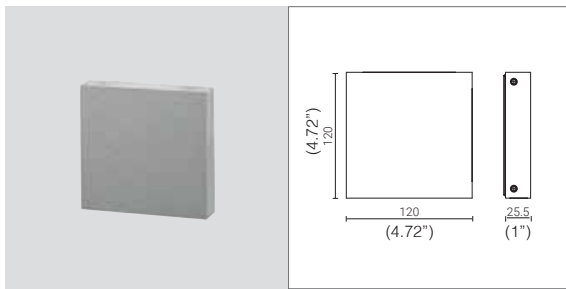

PROJECT NAME:

## STAMP SIDE LIGHT

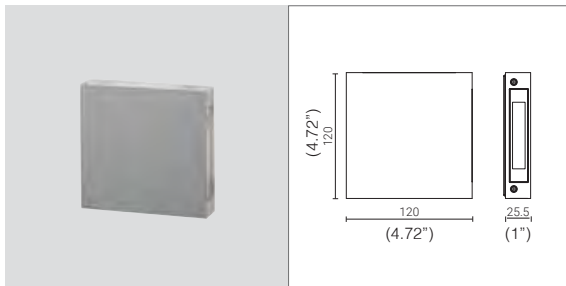


CODE	LAMP	W	LM LED - REAL LM
L985335	Led	3	330 180


IP 65  
CRI 80



CODE	LAMP	W	LM LED - REAL LM
L985336	Led	2x3	660 360



CODE	LAMP	W	LM LED - REAL LM
L985337	Led	4x3	1320 720



SPECIFICATION SHEET

For recessed installation, see backboxes on page 5

### ORDERING INFO

Model (Order Code)	Finish	LED	Remote Driver Options
	<input type="radio"/> Graphite <input type="radio"/> Metallic Grey <input type="radio"/> White <input type="radio"/> Corten	<input type="radio"/> 3000K <input type="radio"/> 4000K	<input type="radio"/> 120V Phase Dimming <input type="radio"/> 120V 0-10V Dimming <input type="radio"/> 277V 0-10V Dimming



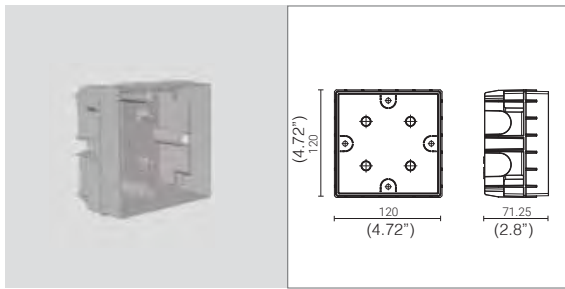
# STAMP

WALL MOUNT/WALL RECESSED

TYPE:

PROJECT NAME:

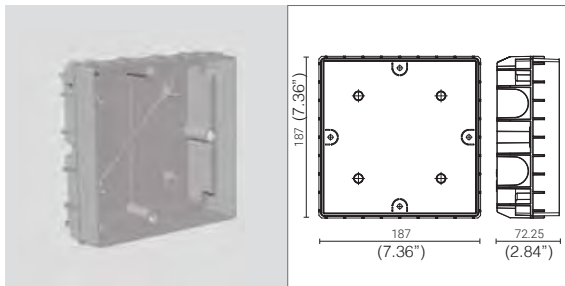
BACKBOX



CODE DESCRIPTION

L985358 For bodies  
L985321-L985331

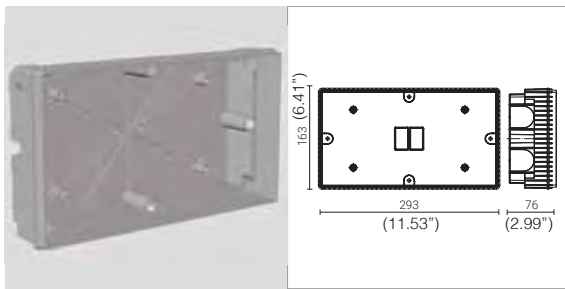
Backbox for recessed installation fully flush with wall



CODE DESCRIPTION

L985359 For bodies  
L985323

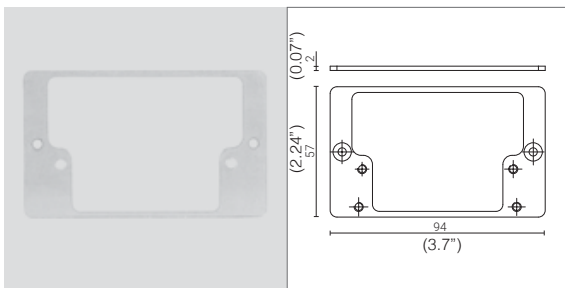
Backbox for recessed installation fully flush with wall



CODE DESCRIPTION

L985357 For bodies  
L985326

Backbox for recessed installation fully flush with wall



CODE DESCRIPTION

L985360 Mounting bracket

SPECIFICATION SHEET

## ORDERING INFO

Model (Order Code)

