

Box

Wall

TYPE:

PROJECT NAME:



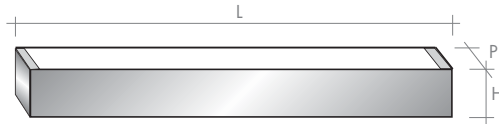
*Wall lamp is available in the following versions: Code 02: black painted metal.
Code 4: brushed steel. Code 6: white painted metal. Code 8: corten painted metal.
Code 9: polished steel. Code FO: gold leaf.*

Box LED

Wall

TYPE:

PROJECT NAME:



Code	L	H	P
B23.4XL.XX	9.1"	3.3"	2.8"
B31.4XL.XX	12.2"	3.3"	2.8"
B50.4XL.XX	19.7"	3.3"	2.8"
B50.9XL.XX	20"	3.4"	3.5"
B63.4XL.XX	24.8"	3.3"	2.8"
B63.9XL.XX	25"	3.4"	3.5"
B120.4XL.XX	47.2"	3.3"	2.8"

.9XL =
• With integral emergency lighting unit

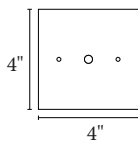
INPUT VOLTAGE 120V

INSTALLATION NOTE:

Comes with 4" x 4"

SQUARE BACKPLATE to

cover the junction box



Code	©	K°	lm	Watt	lm/W	CRI	IP
L17B23.42L.XX	700m/A led	2700	2x811	2x6,8	119	80	40
L17B23.43L.XX	700m/A led	3000	2x826	2x6,8	121	80	40
L17B31.42L.XX	700m/A led	2700	2x1081	2x9,0	120	80	40
L17B31.43L.XX	700m/A led	3000	2x1102	2x9,0	122	80	40
L17B50.42L.XX	700m/A led	2700	2x1622	2x13,5	120	80	40
L17B50.43L.XX	700m/A led	3000	2x1653	2x13,5	122	80	40
L17B50.92L.XX	700m/A led	2700	2x1622	2x13,5	120	80	40
L17B50.93L.XX	700m/A led	3000	2x1653	2x13,5	122	80	40
L17B63.42L.XX	700m/A led	2700	2x2163	2x18,2	119	80	40
L17B63.43L.XX	700m/A led	3000	2x2205	2x18,2	121	80	40
L17B63.92L.XX	700m/A led	2700	2x2163	2x18,2	119	80	40
L17B63.93L.XX	700m/A led	3000	2x2205	2x18,2	121	80	40
L17B120.42L.XX	700m/A led	2700	2x4395	2x63,6	138	80	40
L17B120.43L.XX	700m/A led	3000	2x4740	2x63,6	149	80	40

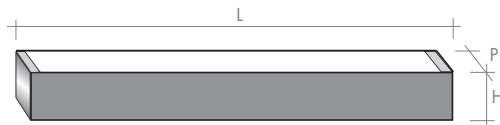
SPECIFICATION SHEET

Box

Wall

TYPE:

PROJECT NAME:



Code		Watt	IP	L	H	P
L17B23.510.XX	R7S 75 mm	1x100	20	9.1"	3.3"	2.8"
L17B23.100.XX	G24q-2	1x18	40	9.1"	3.3"	2.8"
L17B31.510.XX	R7S 75 mm	1x150	20	12.2"	3.3"	2.8"
L17B31.100.XX	G24q-3	1x26	40	12.2"	3.3"	2.8"
L17B50.510.XX	R7S 75 mm	2x100	20	19.7"	3.3"	2.8"
L17B50.100.XX	2G11	1x36	40	19.7"	3.3"	2.8"
L17B50.107.XX	2G11	1x36	40	19.7"	3.3"	2.8"
L17B50.109.XX	2G11 3:00h	1x36	40	20"	3.4"	3.5"
L17B63.510.XX	R7S 75 mm	3x100	20	24.8"	3.3"	2.8"
L17B63.100.XX	2G11	1x55	40	24.8"	3.3"	2.8"
L17B63.107.XX	2G11	1x55	40	24.8"	3.3"	2.8"
L17B63.109.XX	2G11 3:00h	1x55	40	25.2"	3.4"	3.5"
L17B120.100.XX	G5	2x54	20	47.2"	3.3"	2.8"
L17B120.107.XX	G5	2x54	20	47.2"	3.3"	2.8"
L17B120.109.XX	G5 1:00h	2x54	20	47.2"	3.3"	2.8"

.510. =

- Halogen

.100. =

- electronic ballast

.107. =

- Electronic ballast dimmable

.109. =

- With integral emergency lighting unit

INPUT VOLTAGE 120V

INSTALLATION NOTE:

Comes with 4" x 4"

SQUARE BACKPLATE to

cover the junction box

