

Ellisse Pendant Double


Federico Palazzari

CODE#

TYPE:

PROJECT NAME:

LED pendant lamp, available in three versions: major, minor and double, widespread direct or indirect lighting. Extruded aluminium, matt white or matt black painted. Opalin diffuser. Ellisse is manufactured through a technology studied by NEMO to combine the extruded bar (patent pending).



SPECIFICATION SHEET

Luminart®

WWW.LUMINARTLIGHTING.COM

Ellisse Pendant Double

Federico Palazzari

CODE#

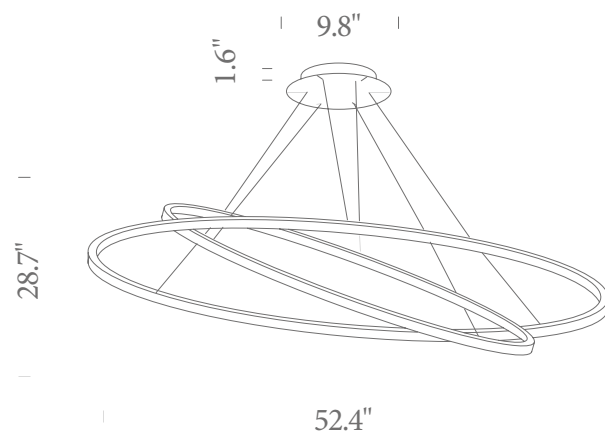
TYPE:

PROJECT NAME:

LED

Lamping

Source	LINEAR LED
Total power	90W
Emission	diffused uplight
Switching	dimnable 1-10V
Tension	110/230V
Color temperature	2987K
Luminous flux	5400+3900lm
Typ cri	80
Energy class	A+
Materials	Aluminium



Codes

L10ELP LWW 56
L10ELP LNW 56
L10ELP LGW 56
L10ELP LLW 56

Structure



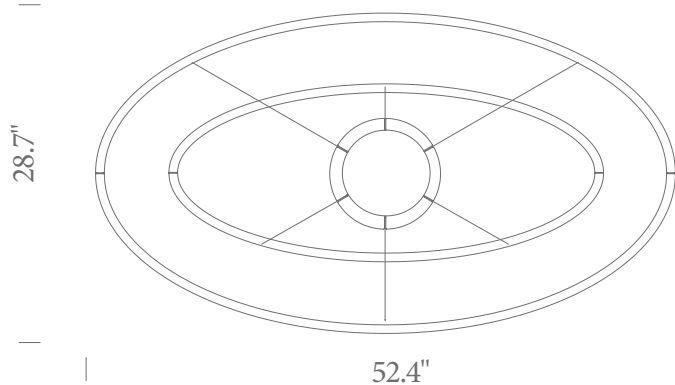
gold polished anodization



Diffuseur

Package

LxPxH (body)	5,5
LxPxH (base)	80x150x15
Weight (base)	8



cable lenght 98.4"

SPECIFICATION SHEET

Luminart®

WWW.LUMINARTLIGHTING.COM