

BOW™

SUSPENSION

TYPE:

PROJECT NAME:

bow

design by david dolcini

Since Roman times, the 'arch' is one of the basics in architecture. It's part of our daily life (even if we don't notice it), and it expresses at the same time deepness, strength and equilibrium. 'bow' tries to translate the essence of the arch into a minimalistic luminaire. Gravity and balance, combined with the arch, are the other ingredients involved in the design of this product.

It is a small family composed by a floor/hanging lamp, and 7 different chandeliers (2, 4 or 6 bulbs).



SPECIFICATION SHEET

Luminart®

WWW.LUMINARTLIGHTING.COM
Last updated: 02/24/20

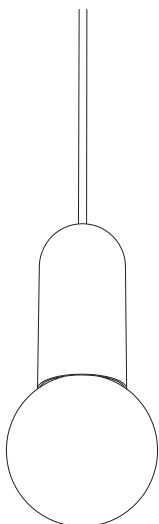
BOW™

SUSPENSION

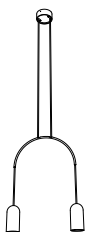
TYPE:

PROJECT NAME:

bow mini detail



bow I S



lamp type	retrofit LED
fitting	E26
max. watt	2x15W
voltage	120V
class	1
diameter	480 mm (18.89")
width	80 mm (3.14")
height	360 (max 2500) mm (14.17")

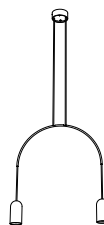
order code bow classic

black **T97H1IZL**

order code bow mini

black **T97H8IZL**

bow I M



lamp type	retrofit LED
fitting	E26
max. watt	2x15W
voltage	120V
class	1
diameter	680 mm (26.77")
width	80 mm (3.14")
height	460 (max 2500) mm (18.11")

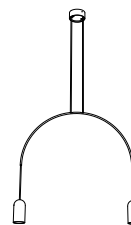
order code bow classic

black **T97H2IZL**

order code bow mini

black **T97H9IZL**

bow I L



lamp type	retrofit LED
fitting	E26
max. watt	2x15W
voltage	120V
class	1
diameter	880 mm (34.64")
width	80 mm (3.14")
height	560 (max 2500) mm (22.04")

order code bow classic

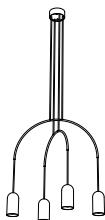
black **T97H3IZL**

order code bow mini

black **T97H10IZL**



bow II S+M



lamp type	retrofit LED
fitting	E26
max. watt	4x15W
voltage	120V
class	1
diameter	680 mm (26.77")
width	480 mm (18.89")
height	460 (max 2500) mm (18.11")

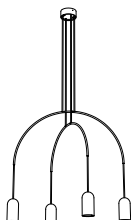
order code bow classic

black **T97H4IZL**

order code bow mini

black **T97H11IZL**

bow II M+L



lamp type	retrofit LED
fitting	E26
max. watt	4x15W
voltage	120V
class	1
diameter	880 mm (34.64")
width	680 mm (26.77")
height	560 (max 2500) mm (22.04")

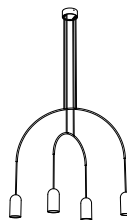
order code bow classic

black **T97H6IZL**

order code bow mini

black **T97H13IZL**

bow II L+S



lamp type	retrofit LED
fitting	E26
max. watt	4x15W
voltage	120V
class	1
diameter	880 mm (34.64")
width	480 mm (18.89")
height	560 (max 2500) mm (22.04")

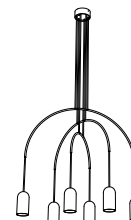
order code bow classic

black **T97H5IZL**

order code bow mini

black **T97H12IZL**

bow III S+M+L



lamp type	retrofit LED
fitting	E26
max. watt	6x15W
voltage	120V
class	1
diameter	880 mm (34.64")
width	680 mm (26.77")
height	560 (max 2500) mm (22.04")

order code bow classic

black **T97H7IZL**

order code bow mini

black **T97H14IZL**

SPECIFICATION SHEET