


**CELESTE™**

WALL

**TYPE:**

**PROJECT NAME:**



SPECIFICATION SHEET

# CELESTE WALL

DESIGNED BY GLENN MARYS

**Luminart®**

WWW.LUMINARTLIGHTING.COM

# CELESTE™

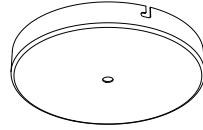
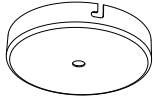
WALL

TYPE:

PROJECT NAME:

CELESTE BASE FOR S-M DIFFUSER

CELESTE BASE FOR L DIFFUSER

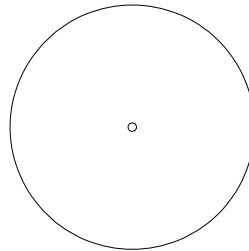
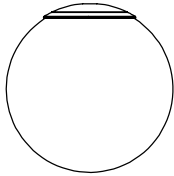


ORDER CODE

WHITE PAINTED L30T112AP1WL

ORDER CODE

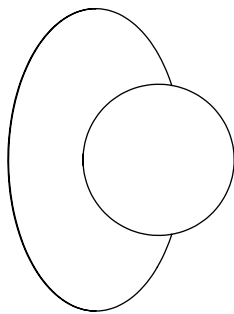
WHITE PAINTED L30T112AP2WL



SPHERE -S- Ø100mm (3.93")  
SPHERE -M- Ø150mm (5.9")  
SPHERE -L- Ø200mm (7.87")

DIFFUSER -S- 200mm (7.87")  
DIFFUSER -M- 300mm (11.81")  
DIFFUSER -L- 400mm (15.74")

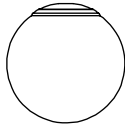
SPECIFICATION SHEET



**HOW TO ORDER? EXAMPLE:**

L30T112AP1WL  
L30T112DP1..  
L30T112SCP1..

**CELESTE SPHERE -S-**

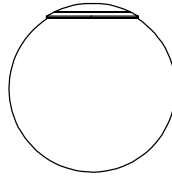


LAMP TYPE	RETROFIT LED
FITTING	G9
WATTAGE	5W
VOLTAGE	120V
CLASS	1

**ORDER CODE**

BLACK PAINTED	L30T112SCP1ZL
BRONZE	L30T112SCP1OE
BRUSHED BRASS	L30T112SCP1LB
WHITE PAINTED	L30T112SCP1WL

**CELESTE SPHERE -M-**

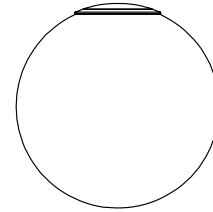


LAMP TYPE	RETROFIT LED
FITTING	E27
WATTAGE	15W
VOLTAGE	120V
CLASS	1

**ORDER CODE**

BLACK PAINTED	L30T112SCP2ZL
BRONZE	L30T112SCP2OE
BRUSHED BRASS	L30T112SCP2LB
WHITE PAINTED	L30T112SCP2WL

**CELESTE SPHERE -L-**

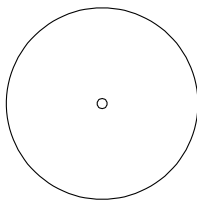


LAMP TYPE	RETROFIT LED
FITTING	E27
WATTAGE	15W
VOLTAGE	120V
CLASS	1

**ORDER CODE**

BLACK PAINTED	L30T112SCP3ZL
BRONZE	L30T112SCP3OE
BRUSHED BRASS	L30T112SCP3LB
WHITE PAINTED	L30T112SCP3WL

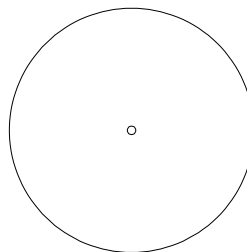
**CELESTE DIFFUSER -S-**



**ORDER CODE**

BLACK PAINTED	L30T112DP1ZL
BRONZE	L30T112DP1OE
BRUSHED BRASS	L30T112DP1LB
WHITE PAINTED	L30T112DP1WL

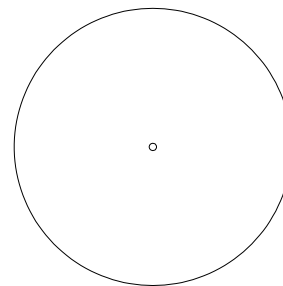
**CELESTE DIFFUSER -M-**



**ORDER CODE**

BLACK PAINTED	L30T112DP2ZL
BRONZE	L30T112DP2OE
BRUSHED BRASS	L30T112DP2LB
WHITE PAINTED	L30T112DP2WL

**CELESTE DIFFUSER -L-**



**ORDER CODE**

BLACK PAINTED	L30T112DP3ZL
BRONZE	L30T112DP3OE
BRUSHED BRASS	L30T112DP3LB
WHITE PAINTED	L30T112DP3WL