

# CONE™


SUSPENSION/CEILING

TYPE:

PROJECT NAME:

## cone

design by alain monnens



The inspiration for the 'cone' comes from the conical-shaped distribution of light which seems to shine directly from the ceiling. The armature is also a physical representation of this cone-like beam. The 'cone' is available as a ceiling and hanging light.

SPECIFICATION SHEET

**Luminart®**

WWW.LUMINARTLIGHTING.COM

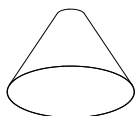
# CONE™

## SUSPENSION/CEILING

TYPE:

PROJECT NAME:

cone S ceiling

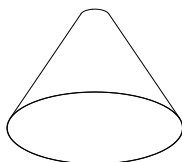


lamp type	retrofit LED
fitting	E26
max. watt	3x15W
voltage	120V
class	1
diameter	600 mm (23.62")
height	400 mm (15.75")

order code

white T48C4IWL  
\* other colours possible on request

cone M ceiling



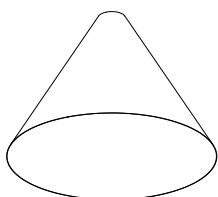
lamp type	retrofit LED
fitting	E26
max. watt	3x15W
voltage	120V
class	1
diameter	800 mm (31.49")
height	580 mm (22.83")

order code

white T48C3IWL  
\* other colours possible on request



cone L ceiling

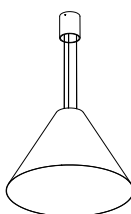


lamp type	retrofit LED
fitting	E26
max. watt	3x15W
voltage	120V
class	1
diameter	1000 mm (39.37")
height	750 mm (29.53")

order code

white T48C2IWL  
\* other colours possible on request

cone S pendant

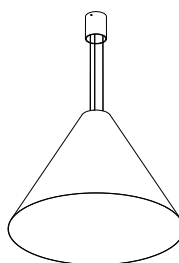


lamp type	retrofit LED
fitting	E26
max. watt	3x15W
voltage	120V
class	1
diameter	600 mm (23.62")
height	400 (3000) mm (15.75")

order code

white T48H4IWL  
\* other colours possible on request

cone M pendant

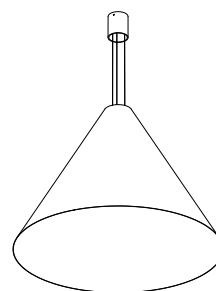


lamp type	retrofit LED
fitting	E26
max. watt	3x15W
voltage	120V
class	1
diameter	800 mm (31.49")
height	580 (3000) mm (22.83")

order code

white T48H3IWL  
\* other colours possible on request

cone L pendant



lamp type	retrofit LED
fitting	E26
max. watt	3x15W
voltage	120V
class	1
diameter	1000 mm (39.37")
height	750 (3000) mm (29.53")

order code

white T48H2IWL  
\* other colours possible on request

SPECIFICATION SHEET

**Luminart®**

WWW.LUMINARTLIGHTING.COM