

EMMA™

WALL LED

TYPE:

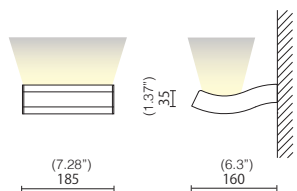
PROJECT NAME:





EMMA

WALL

CODE	W	Lm (3000K)
L25A9-620...	13	1640



	110°
TC	3000K / 4000K
IP	40
CRI	>80
EEL	A++
RG	0
08	Satin white
	Intertek

Emma is a sinuous and light wall luminaire made from extruded epoxy powder coated aluminium stabilized with UV rays. It comes complete with a clear crystal screen, two high efficiency LED modules and driver. Its degree of protection against the penetration of dust, solid objects and liquids is IP40.

SPECIFICATION SHEET

LEDOLOGY®

A **Luminart®** BRAND

WWW.LUMINARTLIGHTING.COM

EMMA™

WALL LED

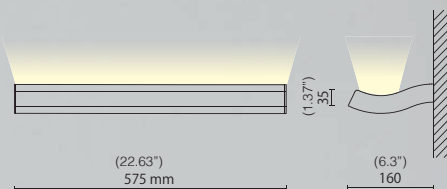
TYPE:

PROJECT NAME:

EMMA UP

WALL

CODE	W	Lm (3000K)
L25A9-621...	23	3000



A smooth wave flowing from the wall to tastefully enlighten the surfaces. Emma Up is a single emission wall light made from extruded epoxy polyester powder coated aluminium stabilized with UV rays. It is equipped with a transparent crystal screen, high efficiency LED modules and driver. Its degree of protection against the penetration of dust, solid objects and liquids is IP40.

	110°
TC	3000K / 4000K
IP	40
CRI	>80
EEL	A++
RG	0
08	Satin white



SPECIFICATION SHEET

LEDOLOGY®

A **Luminart** BRAND

WWW.LUMINARTLIGHTING.COM