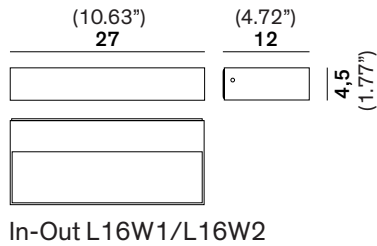


IN-OUT™

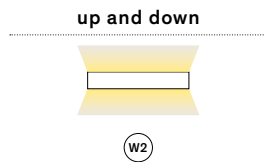
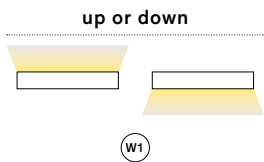
WALL

TYPE:

PROJECT NAME:



Light Source	LED
Power	29 Watt
Kelvin	2700, 3000
Lumen	2200
CRI	90
IP	65



Matte Finish (for Indoor)



Porous Finish (for Outdoor)



SPECIFICATION SHEET

ORDERING INFO

Model (Order Code)	Finish	LED	Voltage	Dimming
		<input type="radio"/> 2700K	<input type="radio"/> 120V	<input type="radio"/> LTE (Leading/Trailing Edge Dim)
		<input type="radio"/> 3000K	<input type="radio"/> 277V	<input type="radio"/> 010V (0-10V)
		<input type="radio"/> 4000K		



Fixture comes with a 4" backplate that mounts to a standard junction box. Please note: 277V is only compatible with 0-10V dimming.

Luminart®

WWW.LUMINARTLIGHTING.COM
Last updated: 12/08/20