

# MAYA™

WALL LED

TYPE:

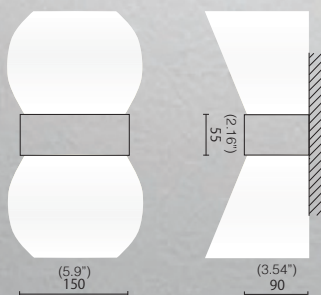
PROJECT NAME:



## MAYA

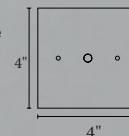
WALL



CODE	W	Lm
L25A9-654.30...	11	850



*Sinuous lines identify Maya, a double emission wall lamp made from epoxy polyester powder coated aluminium stabilized with UV rays. It is equipped with high efficiency LED modules and driver. Its degree of protection against the penetration of dust, solid objects and liquids is IP40.*

INSTALLATION NOTE:  
Comes with 4" SQUARE backplate  
to cover the junction box



	90°
TC	3000K
IP	40
CRI	>80
EEL	A+
RG	0
08	Satin white
	

SPECIFICATION SHEET

LEDODOLOGY®

A **Luminart** BRAND

WWW.LUMINARTLIGHTING.COM