

PURA™
SUSPENSION

TYPE:

PROJECT NAME:



Pura
LED suspension luminaire

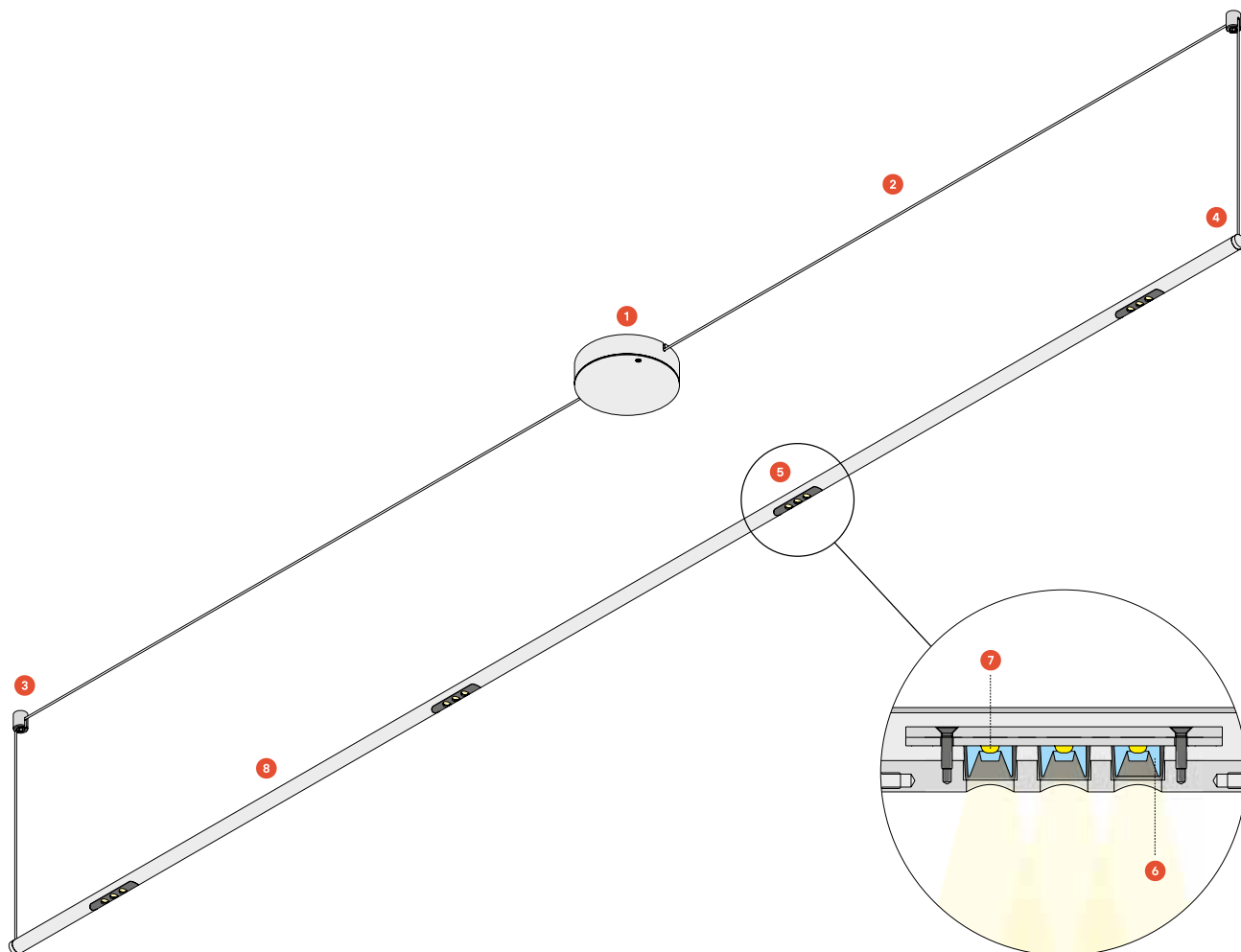
SPECIFICATION SHEET

PURA™

SUSPENSION

TYPE:

PROJECT NAME:



1 Mounting box Ø133 mm (5.23") by 28 mm (1.1"), made of turned aluminum. It has two functions, as it covers the power connection and serves as a holder for the power wires. During installation, the box can be placed anywhere along the longitudinal axis of the lamp. Cables are supplied in lengths of **350cm** (137.8") each, which allows you to adjust the position of the box and the height of the fixture above the table.

2 The **1.5 mm** (0.059") thick cables are made of sturdy and resistant elastomer material. For this reason and because the operating voltage on the lamp is safe and does not exceed **36V**, the fixture can be suspended solely on the power cables.

3 Ceiling brackets painted in the same colour as the fixture, equipped with plastic pressure screws that do not damage the power wires.

4 Made of turned aluminum, the ends have no visible mounting screws. They are also holders for the power cables.

5 The light modules are always painted black to reduce glare. The clever design allows you to remove the module and replace only non-functional components, thus ensuring the longevity of the entire product. Appropriately selected elements ensure an adequate luminous flux for up to **60,000h**.

6 The micro lenses, just 10 mm (0.39") in diameter, direct light at a 39° angle, ensuring adequate illumination of the surface beneath the fixture. The total inner reflection (TIR) lens is made of optical polycarbonate.

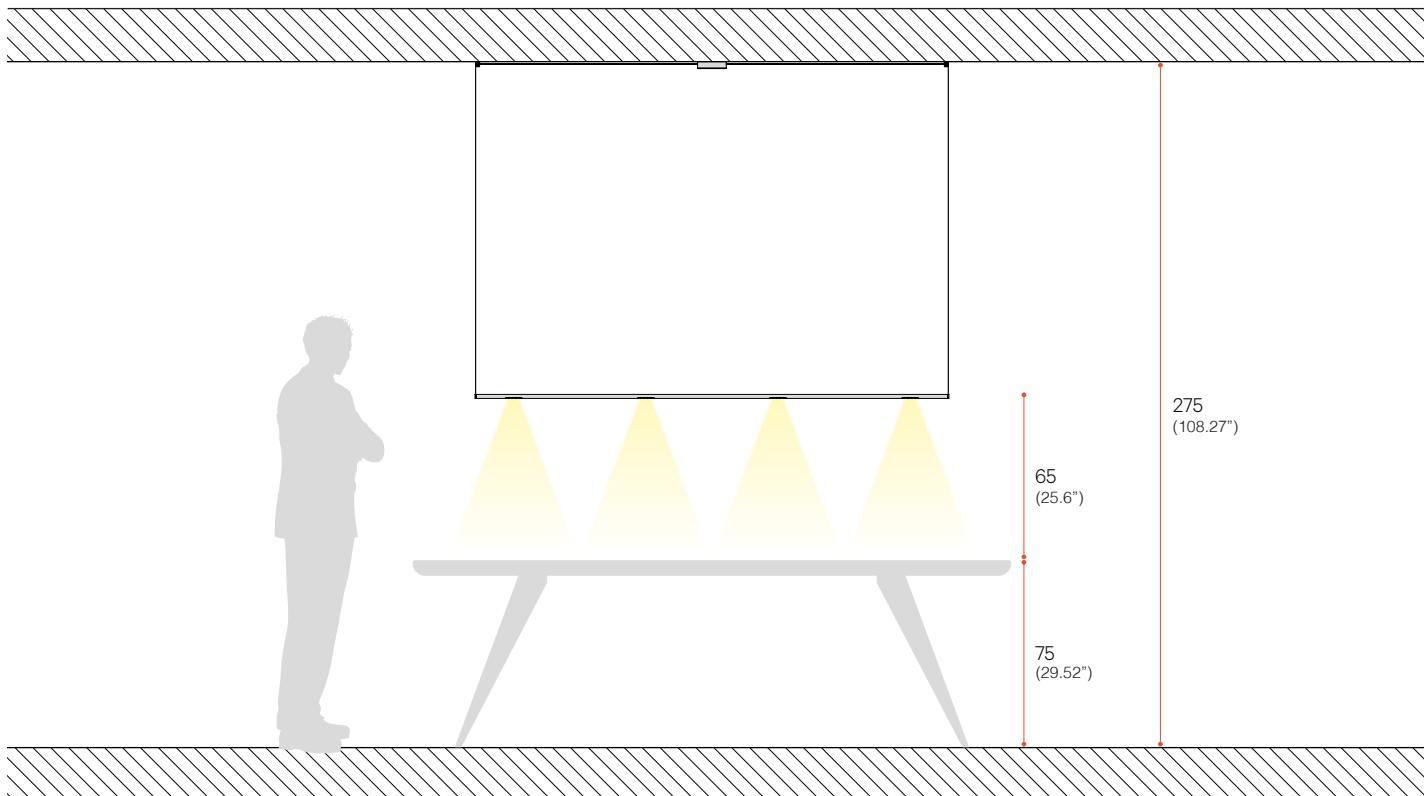
7 Power LEDs with high CRI90 modules. Properly selected cooling ensures the long lifetime of diodes.

8 Body made of thin-walled aluminum profile – in the longest version, it weighs only 0.65 kg. This makes the entire fixture lightweight, not only in visual terms. The 16 mm (0.62") diameter means that despite its size, the fixture does not dominate the space in which it is used.

PURA™ SUSPENSION

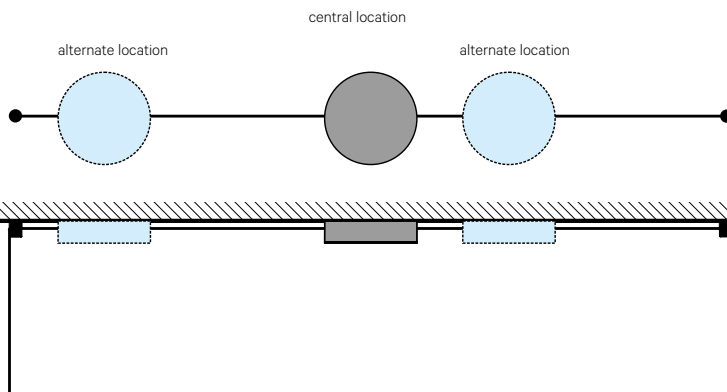
TYPE:

PROJECT NAME:



Above: An example installation that would provide comfortable lighting over a table.

Below: The mounting box for the Pura can be positioned anywhere along the axis of the fixture, giving flexibility in installation positioning.



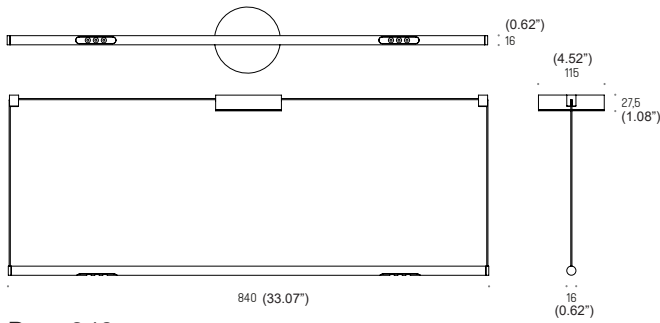
SPECIFICATION SHEET

PURA™

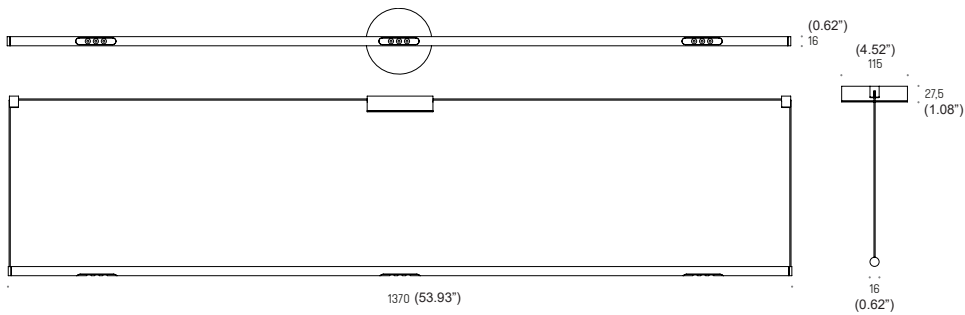
SUSPENSION

TYPE:

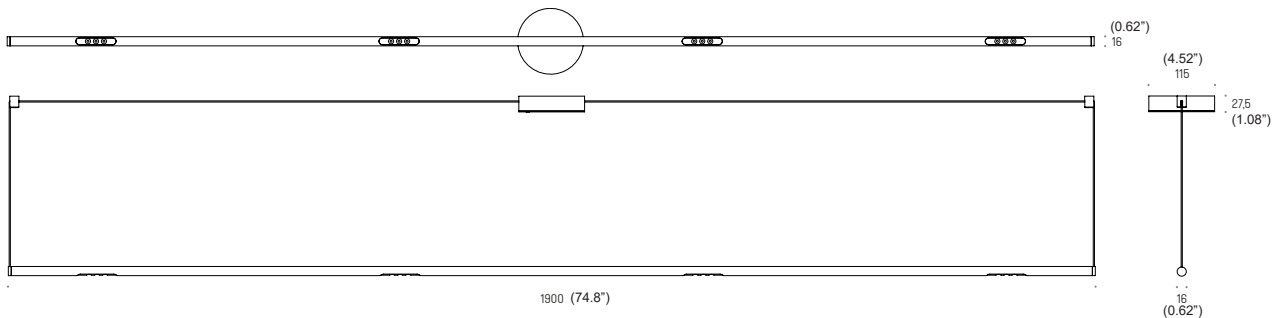
PROJECT NAME:



Pura 840
2 LED modules, 11W, 880lm, 39°, CRI90



Pura 1370
3 LED modules, 16W, 1320lm, 39°, CRI90



Pura 1900
4 LED modules, 20W, 1760lm, 39°, CRI90

SPECIFICATION SHEET

ORDERING INFO

| Model (Order Code) | Finish | LED | Driver Options |
|---|--------------------------------|-----------------------------|--|
| <input type="radio"/> Pura 840 (L545.3655) | <input type="radio"/> 02 Black | <input type="radio"/> 2700K | <input type="radio"/> 120V Phase Dimming |
| <input type="radio"/> Pura 1370 (L545.3659) | <input type="radio"/> 03 White | <input type="radio"/> 3000K | <input type="radio"/> 120V 0-10V Dimming |
| <input type="radio"/> Pura 1900 (L545.3663) | | <input type="radio"/> 4000K | <input type="radio"/> 277V 0-10V Dimming |

