


# QUANTUM™

Watertight wall recessed lamps

## GENERAL FEATURES

- Series of wall recessed fittings for outdoors.
- **Structure:** market 503/504/506 or specific Goccia closed backbox with cover. Polycarbonate lamp body. Polycarbonate, aluminium, stainless steel or glass covering mask.
- Mask snap connection on body with safety retention with stainless steel matching Allen key screws.
- Diffused, even light with various angle beam openings.
- Side cable entry. Through wiring permitted. Driver inside.
- A large range of accessories allows use on posts and protruding wall installation. A conduit system allows you to duplicate points of lights starting from a single power supply.
- New generation high performance LEDs.
- Minimum life: 50,000 hours with subsequent deterioration max 30%
- **Finish for aluminium:** pickling + phosphochrome + epoxy basic coating + UV resistant stabilised epoxy powder coating.
- Manufactured in compliance with European standards EN 60598-1:2015 CE

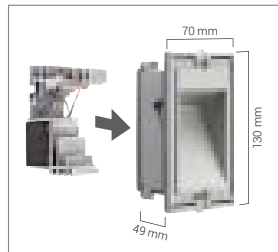


### MAXIMUM MODULARITY

The lighting fittings of the range are supplied in 3 separate parts:  
 1 - Recessing box  
 2 - Light body with glass and gasket  
 3 - Changeable flanges

### SMALL DIMENSIONS

Goccia has inserted a high efficiency LED and a transformer from 230 to 12 V with a powerful diffuser inside a compact body.



### HIGH EFFICIENCY LED TECHNOLOGY

Very high lighting efficiency LEDs with high colour rendering index CRI 85.

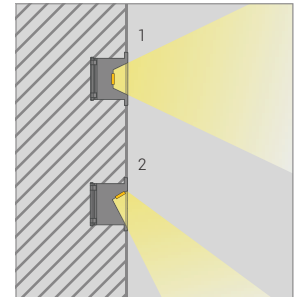
\*) Test run at IMQ Institute.

Watt	Lumen	Tonality
1	105/110	3000K/4000K
3,2	265/280	3000K/4000K
4,2	410/430	3000K/4000K

Photobiologic safety: risk group 0 standard EN 62471:08.\*

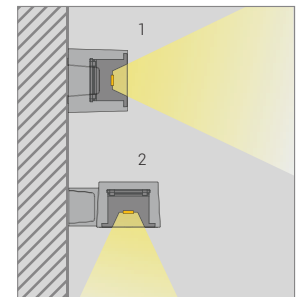
### THE RIGHT LIGHT

The particular shapes of the fittings allow you to distribute light downward or frontally, offering a wide lighting range.  
 1 - Front light  
 2 - Downward light




### PROTRUDING INSTALLATION

Front (1) or wall washer (2) protruding containers allow for Quantum installation also on finished or where you cannot recess. The aluminium cable trunking allows you to power more than one lamp body without recessing.



### GARDEN INSTALLATION

Posts allow for Quantum fitting installation also in gardens and walkways (see pages 46, 48, 50). Tall posts allow you to direct light downward or frontally.



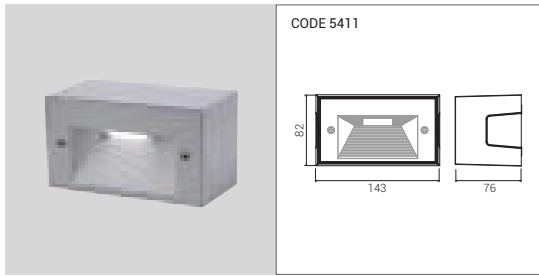
# QUANTUM™

Containers for protruding wall installation

TYPE: \_\_\_\_\_

PROJECT NAME: \_\_\_\_\_

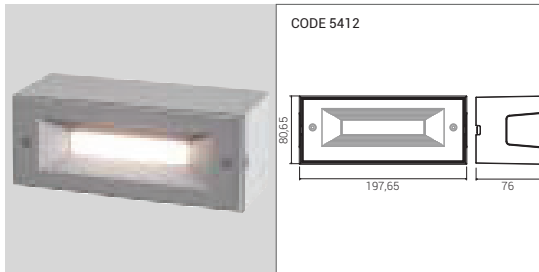
## | EXTERNAL BOX



CODE	/ DESCRIPTION	AN	AG
<b>L985411*</b>	5430-5432 / For bodies		
<b>L985412*</b>	5435-5437-5440-5439 / For bodies		

Aluminium body with pre-phosphochrome + UV resistant coating.  
Made to contain light body and its mask.  
Rear or side cable entry. Suitable to 14 mm  $\phi$  wiring. Through wiring allowed.  
Terminal block incorporated.  
CE

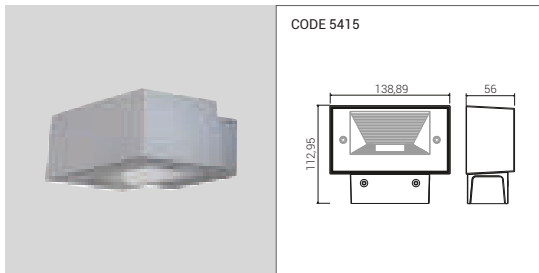
**Box only. Quantum fitting supplied separately.**



Box + 5430-5432-5435-5437 downwards oriented.

Box + 5440-5439 outwards oriented.


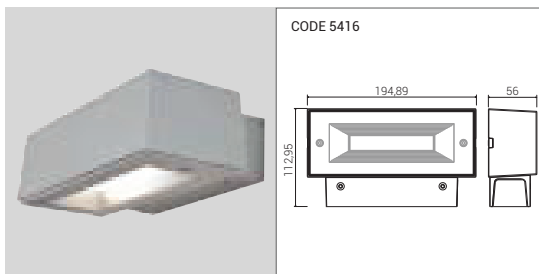
## | WALL WASHER BOX



CODE	/ DESCRIPTION	AN	AG
<b>L985415*</b>	5430-5432 / For bodies		
<b>L985416*</b>	5435-5437-5440-5439 / For bodies		

Features as code 5411.  
The bodies 5435-5437 can be outwards or wallwards oriented.

**Box only. Quantum fitting supplied separately.**




Box + 5430-5432-5435-5437 outwards/wallwards oriented.



Box + 5440-5439 downwards oriented.

# QUANTUM™

Cable trunking system for protruding wall installation



The vandal-proof cable trunking, completely in aluminium, allows to give power to many lights starting from only one light point. Suitable to hold the external or the wall-washer boxes. In this way you can bring the light where you cannot recess a backbox or where the wall already is existing.



SPECIFICATION SHEET

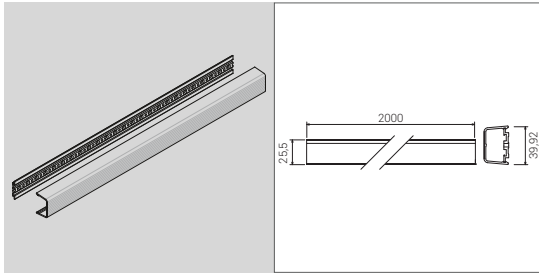
**Luminart®**

WWW.LUMINARTLIGHTING.COM

TYPE: \_\_\_\_\_

PROJECT NAME: \_\_\_\_\_

**| CABLE TRUNKING**

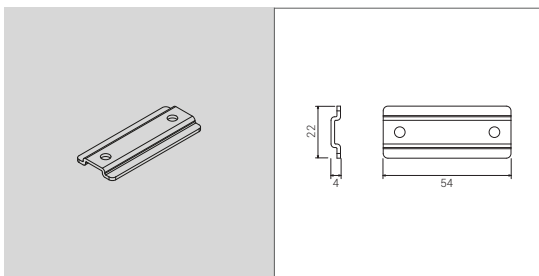


CODE / DESCRIPTION AN AG

**L985401\*** / Bar + conduit

Holding bar in extruded aluminium  
 Vandal proof aluminium conduit.  
 Bar + conduit suitable to be cut. 10 cable-  
 holding clips inside.  
 Snapping connection bar/conduit.  
 IK10 (20 joules) impact test.  
 Pre-phosphochrome + UV resistant  
 coating.  
**CE**

**| CONNECTION BRACKET**

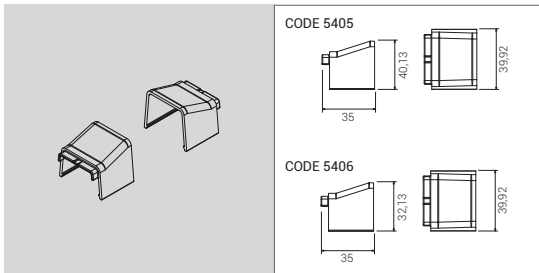


CODE / DESCRIPTION

**L985402** / Connection bracket

Steel bracket to connect two conduits.  
 Made in unpainted steel

**| CABLE ENTRY CONNECTION**



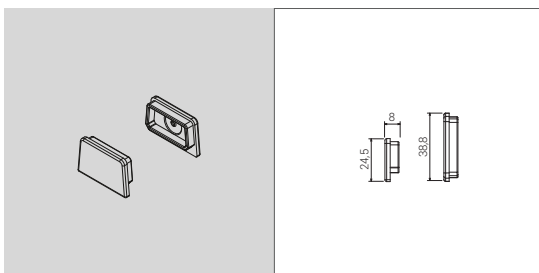
CODE / DESCRIPTION AN AG

**L985405\*** 5411-5412 / Connection pair for

**L985406\*** 5415-5416 / Connection pair for

Pair of connections in aluminium.  
 To cover cable entry.

**| SIDE CAP**



CODE / DESCRIPTION

**L985407** / Side cap

Rubber side cap.