

TIMBER™ ACOUSTICAL

SUSPENSION

TYPE:

PROJECT NAME:

Timber is a modular direct and indirect emission hanging luminaire complete with high efficiency LEDs and driver. It is made from epoxy polyester powder coated aluminum and it is equipped with an opal polycarbonate diffuser. Timber combines a unique shape with customizable reflector insert colors (gold, black or white). The lamp is suspended with galvanized steel cables with quick-adjust devices. A wide range of accessories is available to customize the system. The product includes wiring circuits with shared neutral.



SPECIFICATION SHEET

Luminart®

WWW.LUMINARTLIGHTING.COM

TIMBER™ ACOUSTICAL

SUSPENSION

TYPE:

PROJECT NAME:

BODY COLOR

- Matte black
- Satin white

REFLECTOR COLOR

- Matte black
- Satin white
- Gold



SPECIFICATIONS

Design

Slim profile pendant luminaire provides direct and or indirect lighting. Available as single modules or continuous runs suitable for interior application where general lighting is required.

Construction

Body: Extruded aluminum profile with die-cast end caps. Diffuser: PMMA frosted acrylic.
Mounting: Stainless steel suspension cable, clear power cable and die-cast canopy.

Light Source

High efficiency LED. 3000K /3500K /4000K 85 cri typical (min>80CRI).

Optics

General lighting optics.

Electrical

High efficiency electronic power supply, rated 100 000 hours 120-277V.

Dimming

Optional power supply compatible with 0-10V dimming. Supplied standard with 1 circuit only, but 2 circuits available upon request, with additional canopy.

Mounting

5' field adjustable suspension cable, to be installed on a standard 4" junction box.

Finish

White or black body. White, black, or gold reflector insert. The canopy is supplied white, other finishes available on demand.

ORDERING INFO

Model	Length	Direct	Indirect	LED	Body Finish	Reflector	Acoustical Panel	Panel Fabric	Voltage/Dim
<input type="checkbox"/> L25A6-660DI (Direct Only)	<input type="checkbox"/> 02: 2'	<input type="checkbox"/> 5W/FT	<input type="checkbox"/> 5W/FT	<input type="checkbox"/> 30K (3000K)	<input type="checkbox"/> 02: Black <input type="checkbox"/> 08: White	<input type="checkbox"/> T2: Black <input type="checkbox"/> T8: White	See page 4	See page 5	<input type="checkbox"/> 120V LTE Dim
	<input type="checkbox"/> 03: 3'	<input type="checkbox"/> 7W/FT	<input type="checkbox"/> 7W/FT						
<input type="checkbox"/> L25A6-660DIIN (Direct + Indirect)	<input type="checkbox"/> 04: 4'		<input type="checkbox"/> Empty	<input type="checkbox"/> 35K (3500K) <input type="checkbox"/> 40K (4000K)	<input type="checkbox"/> T13: Gold				<input type="checkbox"/> 120V 0-10V Dim <input type="checkbox"/> 277V 0-10V Dim
	<input type="checkbox"/> 06: 6'								
	<input type="checkbox"/> 08: 8'								
	<input type="checkbox"/> 10: 10'								
	<input type="checkbox"/> 16: 16'								
<input type="checkbox"/> Custom									

SPECIFICATION SHEET

TIMBER™ ACOUSTICAL

TYPE:

SUSPENSION

PROJECT NAME:


	LENGTH	
<p>Pendant</p>	2' 24"	
	3' 36"	
	4' 48"	
	6' 72"	
	8' 96"	
	10' 117"	
	16' 96" 96"	
	For other lengths contact factory All fixtures are supplied with five (5) feet aircraft cables as standard.	

SUSPENSION CABLE DATA

Timber comes with the following number of 5' aircraft suspension cables included:

Length	Number of Cables
2'	2
3'	2
4'	2
6'	2
8'	2
10'	2
16'	4

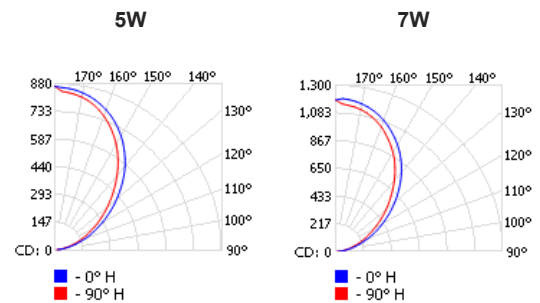
Installation Note: Fixture is supplied with 6" x 6" driver canopy



LIGHT OUTPUT DATA

	LOAD	3000K	
	W/ft	lm/ft	lm/W
5W (Base output)	5 W/ft	510	102
7W (Medium output)	7 W/ft	710	94

3000K



SPECIFICATION SHEET

MULTIPLIER TABLE

Color options	Multiplier
3000K - 85CRI	1
3500K - 85CRI	1,09
4000K - 85CRI	1,19

TIMBER™ ACOUSTICAL

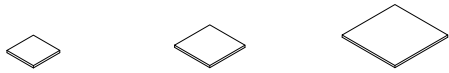
SUSPENSION

TYPE:

PROJECT NAME:

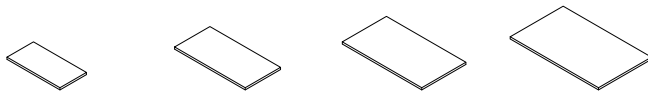
Acoustical Panel Options

Squares



MODEL	LP5-S-60.60	LP5-S-80.80	LP5-S-120.120
CM	60x60x5	80x80x5	120x120x5
INCHES	23.6x23.6x2	31.5x31.5x2	47.2x47.2x2

Rectangles



MODEL	LP5-R-120.60	LP5-R-160.80	LP5-R-180.100	LP5-R-200.120
CM	120x60x5	160x80x5	180x100x5	200x120x5
INCHES	47.2x23.6x2	63x31.5x2	70.9x39.4x2	78.7x47.2x2

Circles



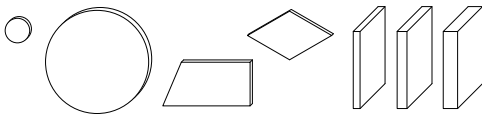
MODEL	LP5-C-60	LP5-C-80	LP5-C-100	LP5-C-120
CM	Ø60x5	Ø80x5	Ø100x5	Ø120x5
INCHES	Ø23.6x2	Ø31.5x2	Ø39.4x2	Ø47.2x2

Ellipses




MODEL	LP5-E-120.80	LP5-E-160.80	LP5-E-180.100	LP5-E-200.120
CM	120x80x5	160x80x5	180x100x5	200x120x5
INCHES	47.2x31.5x2	63x31.5x2	70.9x39.4x2	78.7x47.2x2


further shapes, sizes and thickness available on request



Standard seam



Other seam options



Two-colored panel available on request



Panel fixture slot options for integrating panel onto fixture add code to end of panel model code



.01 Slot at two-thirds position



.02 Slot at centered position

.03 Slot at custom position - contact us with your request

SPECIFICATION SHEET

TIMBER™ ACOUSTICAL

SUSPENSION

TYPE:

PROJECT NAME:


PET (polyethylene terephthalate) Fabric Color Options
60% from recycled materials



Admiral Blue



Medium Grey



Light Marble



Charcoal



Sky Blue



Pumpkin Orange



Pearl




Midnight Black



Dandelion Yellow



Apple Green



Neon Green



Rhino Grey



Snow White



Poppy Red



Grape Purple



Blue Grey



Emerald Green



Forest Green



Turquoise



Dark Marble

SPECIFICATION SHEET