

TUBA™

CEILING

TYPE:

PROJECT NAME:



‘tuba’ is a minimalistic family of surface mounted downlights and is available in 3 different sizes. The robust tubular body hides an elegant white painted trumpet shaped reflector which creates a soft and efficient light diffusion. Installing several tuba’s in a linear way creates an architectural atmosphere whereas installing groups of different sizes together creates a playfull accent. Available in black and white and equipped with LED.

SPECIFICATION SHEET

Luminart®

WWW.LUMINARTLIGHTING.COM
Last updated: 07/27/21

TUBA™

CEILING

TYPE:

PROJECT NAME:

tuba S (984 Lumens)



black painted
white painted

T95C1DZL
T95C1DWL

tuba M (1127 Lumens)



black painted
white painted


T95C2DZL
T95C2DWL

tuba L (1129 Lumens)




black painted
white painted

T95C3DZL
T95C3DWL



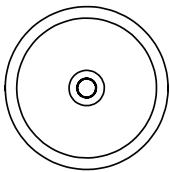
220
(8.66")



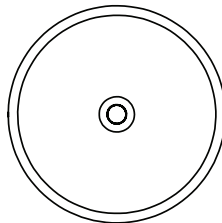
180
(7.08")



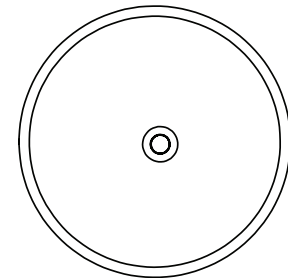
140
(5.51")



120
(4.72")



160
(6.29")



200
(7.87")

SPECIFICATION SHEET