

RIM™
RECESSED

TYPE:

PROJECT NAME:



Fixture Specifications

Protection . IP 67 - IK 08

Body . Polypropylene

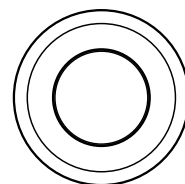
Frame . Steel AISI 316L

Screen . Extra-clear transparent Glass 6mm (0.23")

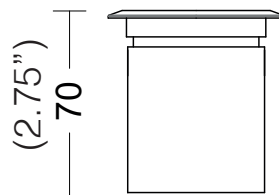
Seals . EPDM rubber



STEEL FRAME



Ø70 (Ø2.75")



Ø55 (Ø2.16")

SPECIFICATION SHEET

Finishes

Luminart®

WWW.LUMINARTLIGHTING.COM
Last updated: 07/25/24

RIM™
RECESSED

TYPE:

PROJECT NAME:





SPECIFICATION SHEET

RIM™
RECESSED

TYPE:

PROJECT NAME:



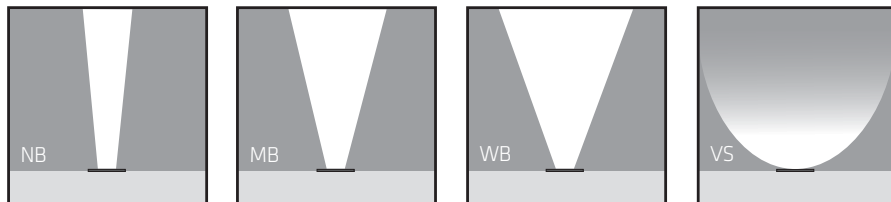
SPECIFICATION SHEET

RIM™

RECESSED

TYPE:

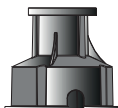
PROJECT NAME:



beam	class	power	W	source	fixture	RCT LED	CRI
NB Spot/12°	III	500mA	6W	690 lm	520 lm	3000K	80
NB Spot/12°	III	500mA	6W	750 lm	550 lm	4000K	80
MB Flood/24°	III	500mA	6W	690 lm	510 lm	3000K	80
MB Flood/24°	III	500mA	6W	750 lm	540 lm	4000K	80
WB Wide Flood/36°	III	500mA	6W	690 lm	505 lm	3000K	80
WB Wide Flood/36°	III	500mA	6W	750 lm	535 lm	4000K	80
VS Diffuse 120°	III	500mA	6W	690 lm	70 lm	3000K	80
VS Diffuse 120°	III	500mA	6W	750 lm	78 lm	4000K	80

Accessories

Underground CASING



SPECIFICATION SHEET

ORDERING INFO				
Model (Order Code)	Optic Options	Accessories	LED	Remote Driver Options
RIM 70	<input type="radio"/> NB: Narrow Beam 12° <input type="radio"/> MB: Medium Beam 24° <input type="radio"/> WB: Wide Beam 36° <input type="radio"/> VS: Diffuse Beam 120°	<input type="radio"/> Underground Casing	<input type="radio"/> 30: 3000K <input type="radio"/> 40: 4000K	<input type="radio"/> 120V LTE <input type="radio"/> 120V-277V 0-10V (Universal Voltage)



Luminart®

WWW.LUMINARTLIGHTING.COM
Last updated: 07/25/24