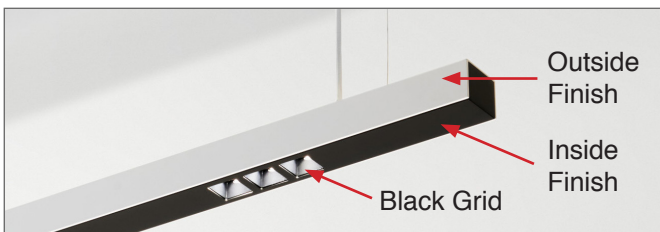



DT LINEAR™ 900

SUSPENSION

TYPE:

PROJECT NAME:



The innovative design of the DT Linear luminaire combines several key features, making it an ideal choice for various applications. The absence of visible screws ensures an aesthetic appearance, while different available optics guarantee lighting flexibility.

Color rendering: CRI 90 / **Ingress protection:** IP20

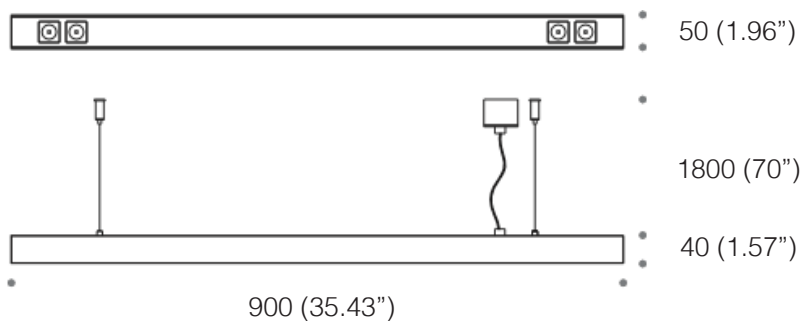
Mounting:

Supplied with 70" (1800mm) long suspension aircraft cable (standard) and canopy. Custom cable length on request (Please specify).

Materials: Aluminum

| | | |
|---------------------------------------|---------------|---------|
| Input [W] | 19W | |
| Lum. flux of light source [lm] | spot 22° | 1540 lm |
| | wide 44° | 1208 lm |
| | oval 41°+ 20° | 1396 lm |

Finish options:



SPECIFICATION SHEET

ORDERING INFO

L545.2068

| Model (Order Code) | Outside Finishes | Inside Finishes | Optic Options | LED | Dimming Options |
|-------------------------------------|--|--|--|---|---|
| <input type="radio"/> L545.2068 19W | <input type="radio"/> 12: Black <input type="radio"/> 13: White <input type="radio"/> 21: Terracotta <input type="radio"/> 22: Ocean Grey <input type="radio"/> 23: Dust <input type="radio"/> 80: Gold | <input type="radio"/> 12: Black <input type="radio"/> 13: White | <input type="radio"/> 22: spot 22° <input type="radio"/> 44: wide 44° <input type="radio"/> 4120: oval 41° + 20° | <input type="radio"/> 27: 2700K <input type="radio"/> 30: 3000K <input type="radio"/> 40: 4000K | <input type="radio"/> 120V LTE <input type="radio"/> 120V-277V 0-10V |

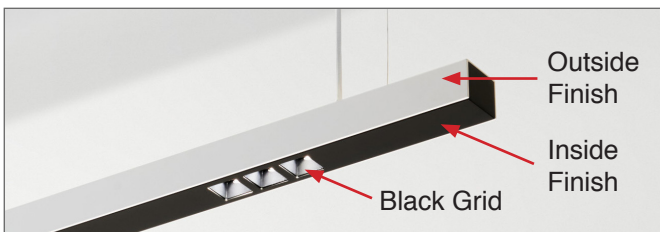


DT LINEAR™ 1200

SUSPENSION

TYPE:

PROJECT NAME:



The innovative design of the DT Linear luminaire combines several key features, making it an ideal choice for various applications. The absence of visible screws ensures an aesthetic appearance, while different available optics guarantee lighting flexibility.

Color rendering: CRI 90 / **Ingress protection:** IP20

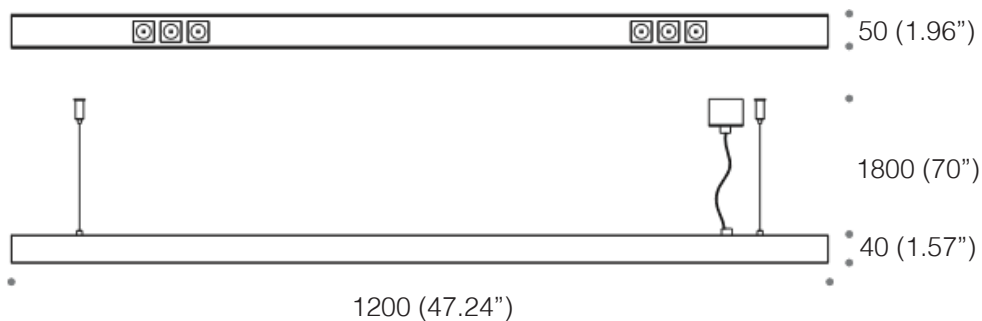
Mounting:

Supplied with 70" (1800mm) long suspension aircraft cable (standard) and canopy. Custom cable length on request (Please specify).

Materials: Aluminum

| | | |
|---------------------------------------|---------------|---------|
| Input [W] | 28W | |
| Lum. flux of light source [lm] | spot 22° | 2310 lm |
| | wide 44° | 1812 lm |
| | oval 41°+ 20° | 2094 lm |

Finish options:



SPECIFICATION SHEET

ORDERING INFO

L545.2071

| Model (Order Code) | Outside Finishes | Inside Finishes | Optic Options | LED | Dimming Options |
|-------------------------------------|--|--|--|---|---|
| <input type="radio"/> L545.2071 28W | <input type="radio"/> 12: Black <input type="radio"/> 13: White <input type="radio"/> 21: Terracotta <input type="radio"/> 22: Ocean Grey <input type="radio"/> 23: Dust <input type="radio"/> 80: Gold | <input type="radio"/> 12: Black <input type="radio"/> 13: White | <input type="radio"/> 22: spot 22° <input type="radio"/> 44: wide 44° <input type="radio"/> 4120: oval 41° + 20° | <input type="radio"/> 27: 2700K <input type="radio"/> 30: 3000K <input type="radio"/> 40: 4000K | <input type="radio"/> 120V LTE <input type="radio"/> 120V-277V 0-10V |

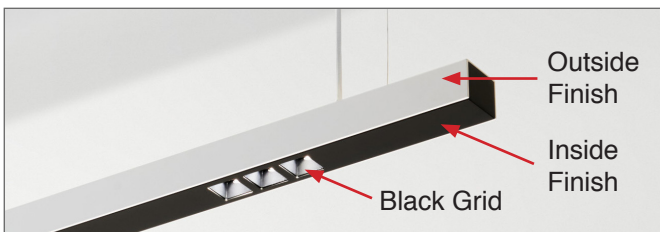


DT LINEAR™ 1600

SUSPENSION

TYPE:

PROJECT NAME:



The innovative design of the DT Linear luminaire combines several key features, making it an ideal choice for various applications. The absence of visible screws ensures an aesthetic appearance, while different available optics guarantee lighting flexibility.

Color rendering: CRI 90 / **Ingress protection:** IP20

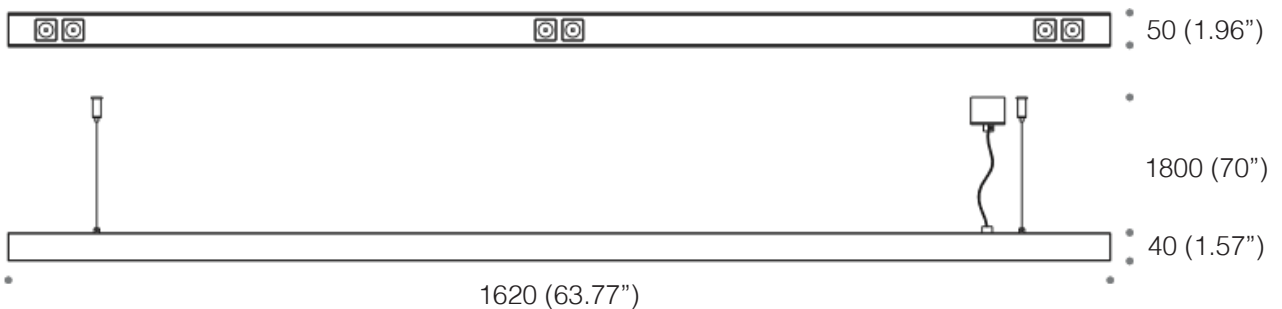
Mounting:

Supplied with 70" (1800mm) long suspension aircraft cable (standard) and canopy. Custom cable length on request (Please specify).

Materials: Aluminum

| | | |
|---------------------------------------|---------------|---------|
| Input [W] | 28W | |
| Lum. flux of light source [lm] | spot 22° | 2310 lm |
| | wide 44° | 1812 lm |
| | oval 41°+ 20° | 2094 lm |

Finish options:



SPECIFICATION SHEET

ORDERING INFO

L545.2074

| Model (Order Code) | Outside Finishes | Inside Finishes | Optic Options | LED | Dimming Options |
|-------------------------------------|--|--|--|---|---|
| <input type="radio"/> L545.2074 28W | <input type="radio"/> 12: Black <input type="radio"/> 13: White <input type="radio"/> 21: Terracotta <input type="radio"/> 22: Ocean Grey <input type="radio"/> 23: Dust <input type="radio"/> 80: Gold | <input type="radio"/> 12: Black <input type="radio"/> 13: White | <input type="radio"/> 22: spot 22° <input type="radio"/> 44: wide 44° <input type="radio"/> 4120: oval 41° + 20° | <input type="radio"/> 27: 2700K <input type="radio"/> 30: 3000K <input type="radio"/> 40: 4000K | <input type="radio"/> 120V LTE <input type="radio"/> 120V-277V 0-10V |

