

# COTTON™

SUSPENSION - CUSTOM CONFIGURATION

TYPE:

PROJECT NAME:



SPECIFICATION SHEET

**Luminart®**


[WWW.LUMINARTLIGHTING.COM](http://WWW.LUMINARTLIGHTING.COM)

# COTTON™

SUSPENSION - CUSTOM CONFIGURATION

TYPE:

PROJECT NAME:



Declined in hanging and ceiling versions Cotton system completes the series and, together with the many variants as a finished suspension, allows its installation in different contexts and environments, adapting to any system and lighting needs. The wide choice of one-, two-, three-, and four-light modules with different configurations and orientations lets your imagination run wild, free to create a space as you imagine it. Fixture always equipped with high-efficiency LED light source and related driver and available in white, black and bronze colors. The degree of protection against the penetration of dust, solids and liquids is IP40.

**Light Source:** 9W / 18W / 27W / 36W


**CCT:** 3000K

**IP:** 40

**Mounting:**

Supplied with 80" (2000mm) long suspension aircraft cable (standard) and canopy. To be installed on a standard 4" octagonal junction box. Custom cable length on request (Please specify).

**Finish:**



BLACK



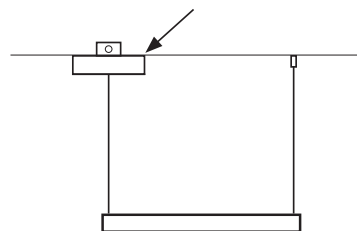
WHITE



BRONZE

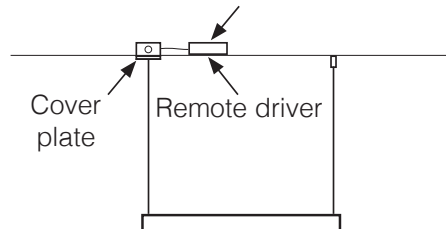
**INSTALLATION OPTIONS**

Surface mount canopy with driver



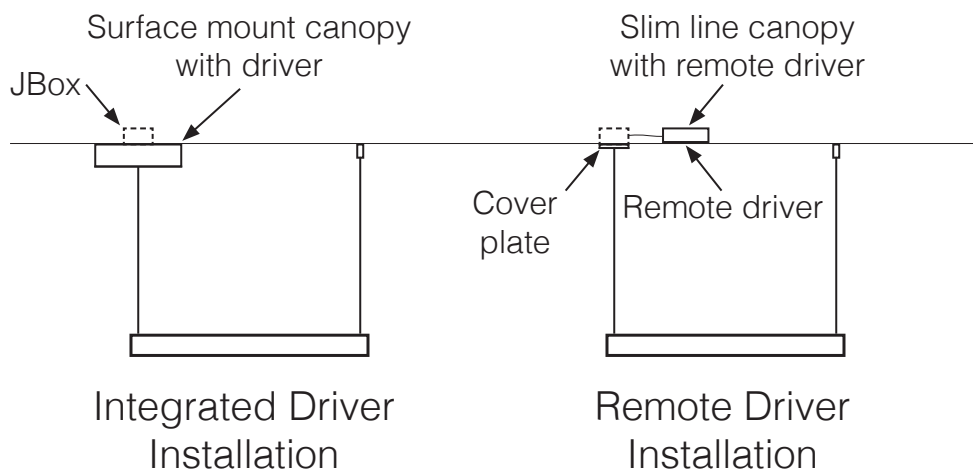
Integrated Driver Installation

Slim line canopy with remote driver



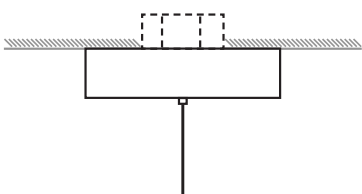
Remote Driver Installation

## INSTALLATION OPTIONS

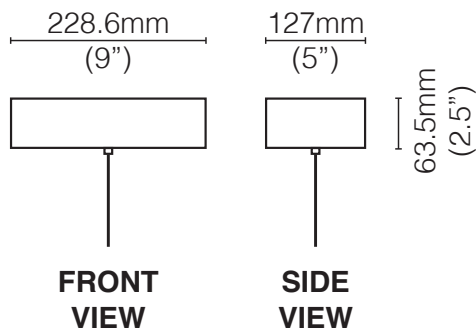


### SURFACE MOUNT CANOPY WITH INTEGRATED DRIVER

L25COTTOND1 60W/96W

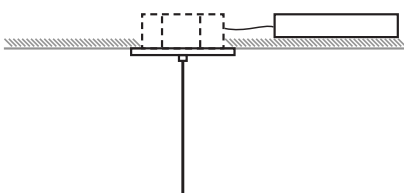


### D1 INTEGRATED DRIVER CANOPY




### SLIM LINE CANOPY WITH REMOTE DRIVER

L25COTTOND2 60W/96W



### D2 REMOTE DRIVER CANOPY

Ø120mm  
(4.72")



FRONT VIEW

# COTTON™

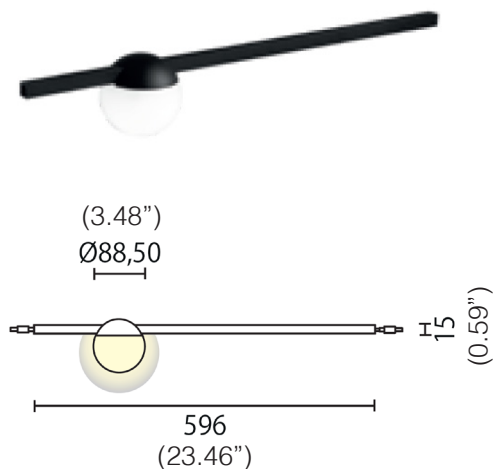
SUSPENSION - CUSTOM CONFIGURATION

TYPE:

PROJECT NAME:

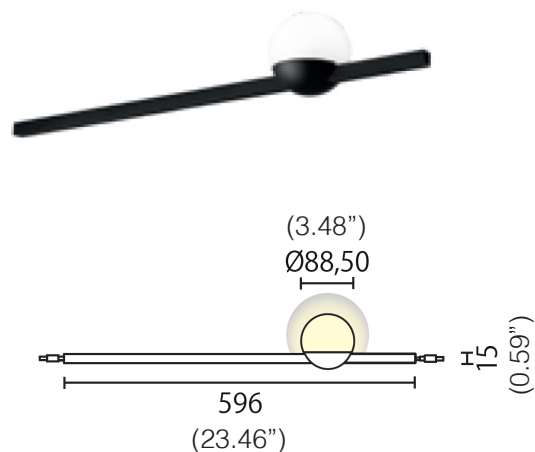
## COTTON SINGLE DOWN

L25A24-622.30



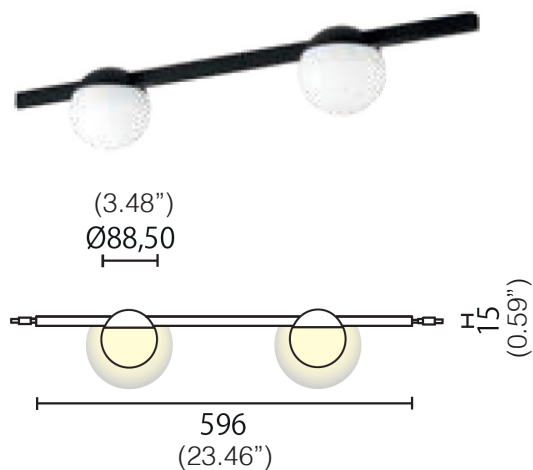
## COTTON SINGLE UP

L25A24-621.30



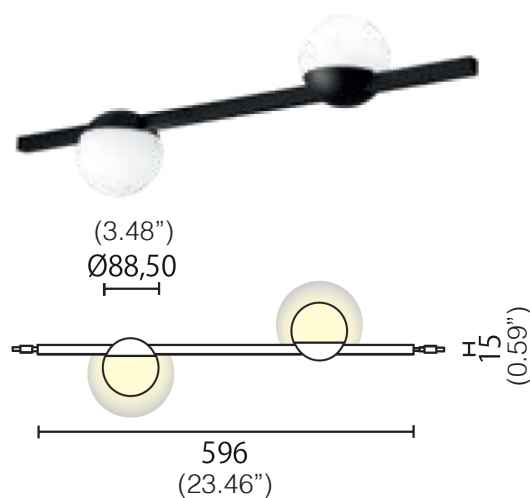
## COTTON DOUBLE DOWN

L25A24-622.2.30



## COTTON DOUBLE UP&DOWN

L25A24-623.2.30



SPECIFICATION SHEET

	Light Source [W]	Lum. flux of light source [lm] (3000K)	Code
Cotton Single Down	9W	1000lm	L25A24-622.30
Cotton Single Up	9W	1000lm	L25A24-621.30
Cotton Double Down	18W	2000lm	L25A24-622.2.30
Cotton Double Up & Down	18W	2000lm	L25A24-622.2.30

**Luminart®**

WWW.LUMINARTLIGHTING.COM

# COTTON™

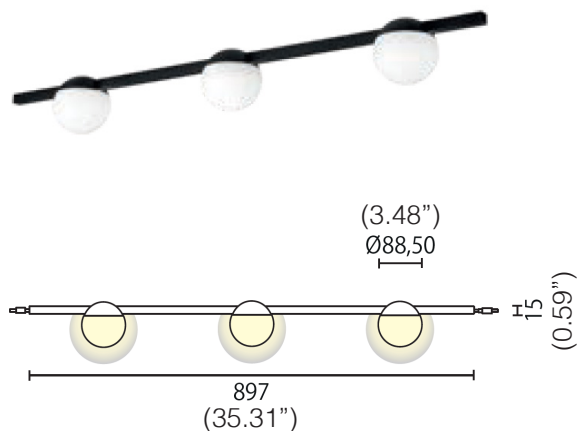
SUSPENSION - CUSTOM CONFIGURATION

TYPE:

PROJECT NAME:

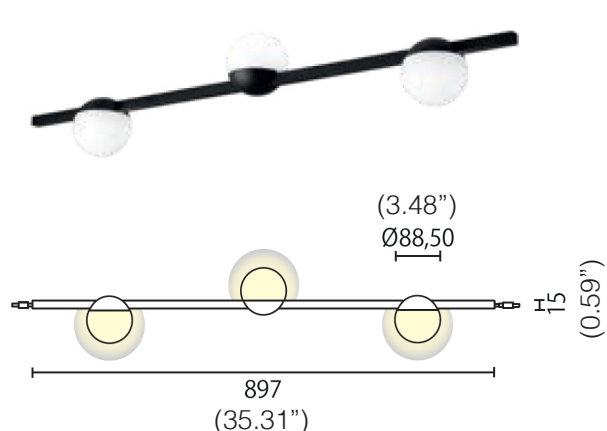
## COTTON TRIPLE DOWN

L25A24-622.3.30



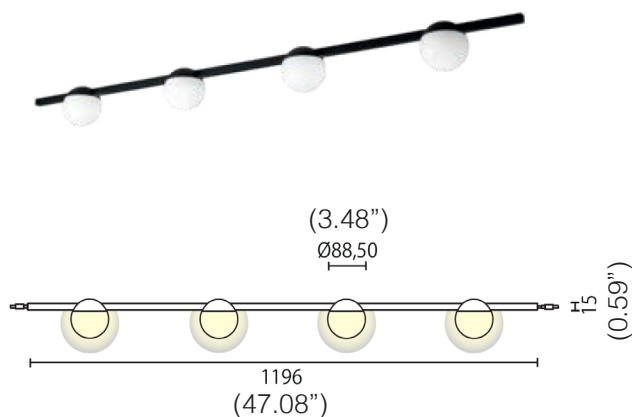
## COTTON TRIPLE UP&DOWN

L25A24-623.3.30



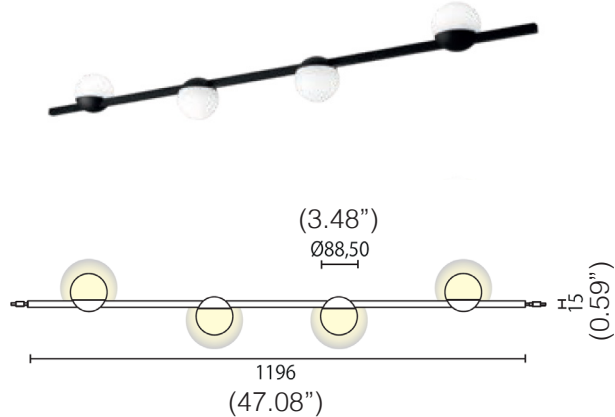
## COTTON QUAD DOWN

L25A24-622.4.30



## COTTON QUAD UP&DOWN

L25A24-623.4.30



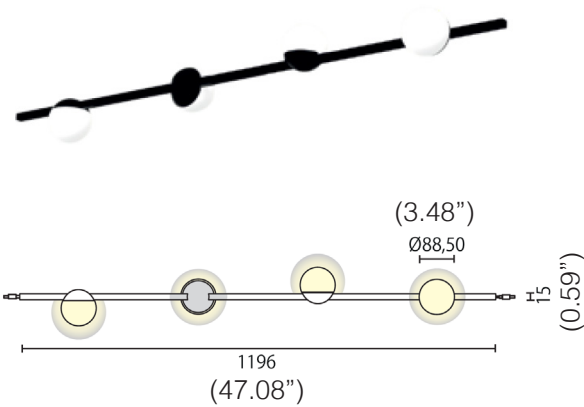
SPECIFICATION SHEET

	Light Source [W]	Lum. flux of light source [lm] (3000K)	Code
Cotton Triple Down	27W	3000lm	L25A24-622.3.30
Cotton Triple Up & Down	27W	3000lm	L25A24-623.3.30
Cotton Quad Down	36W	4000lm	L25A24-622.4.30
Cotton Quad Up & Down	36W	4000lm	L25A24-623.4.30

**Luminart®**

WWW.LUMINARTLIGHTING.COM

COTTON QUAD FOURSIDES  
L25A24-624.4.30



EMPTY PROFILE 600  
L25A24-600.060



Empty profile 600 mm (23.62")

EMPTY PROFILE 900  
L25A24-600.090



Empty profile 900 mm (53.43")

EMPTY PROFILE 1200  
L25A24-600.120



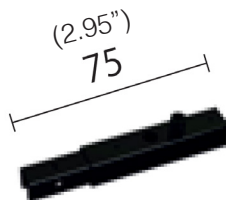
Empty profile 1200 mm (47.24")

SPECIFICATION SHEET

	Light Source [W]	Lum. flux of light source [lm] (3000K)	Code
Cotton Quad Up & Down	36W	4000lm	L25A24-624.4.30
Cotton Empty Profile 600	-	-	L25A24-600.060
Cotton Empty Profile 900	-	-	L25A24-600.090
Cotton Empty Profile 1200	-	-	L25A24-600.120

### COTTON ENDCAP WITH POWER

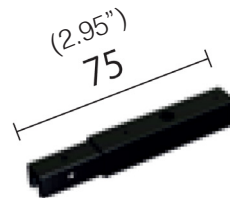
L25A24-104A



End cap for power cable and suspension cable.

### COTTON ENDCAP

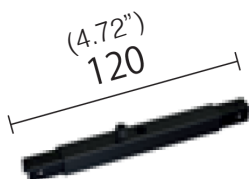
L25A24-115



End cap for suspension cable.

### COTTON LINEAR JOINT WITH POWER

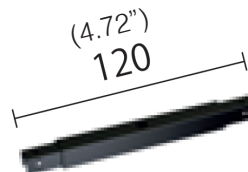
L25A24-106A



Electrified linear joint for power cable and suspension cable.

### COTTON LINEAR JOINT

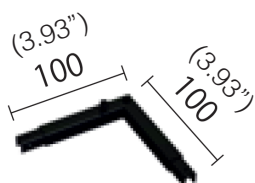
L25A24-106



Electrified linear joint for suspension cable.

### COTTON 90° JOINT WITH POWER

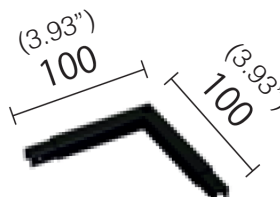
L25A24-109A



Electrified 90° joint for power cable and suspension cable.

### COTTON 90° JOINT

L25A24-109



Electrified 90° joint for suspension cable.

			Code
Cotton End Cap with power feed	-	-	L25A24-104A
Cotton End Cap	-	-	L25A24-115
Cotton Linear Joint with power feed	-	-	L25A24-106A
Cotton Linear Joint	-	-	L25A24-106
Cotton 90° Joint with power feed	-	-	L25A24-109A
Cotton 90° Joint	-	-	L25A24-109



# COTTON™


SUSPENSION - CUSTOM CONFIGURATION

TYPE:


PROJECT NAME:

---

## COTTON DECORATIVE WAND 125mm (4.92")



## COTTON DECORATIVE WAND 10mm (0.39")



Decorative wand in two sizes included with each accessory, interchangeable during installation.

SPECIFICATION SHEET

**Luminart®**

WWW.LUMINARTLIGHTING.COM




# COTTON™

SUSPENSION - CUSTOM CONFIGURATION

TYPE:

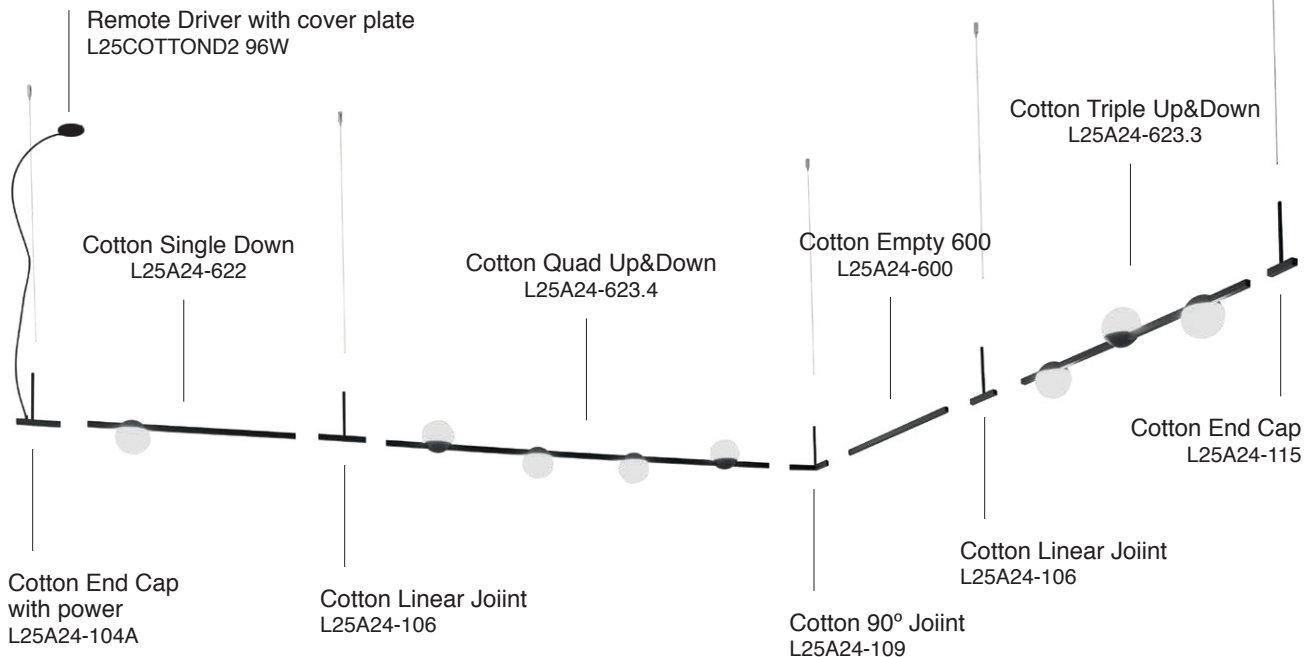
PROJECT NAME:



## SYSTEM EXAMPLE

A new feed-drop is necessary every time power consumption exceeds the maximum power capacity (96W / driver) of the driver.

SPECIFICATION SHEET



**Luminart®**

WWW.LUMINARTLIGHTING.COM

CONFIGURATION SHEET

The Cotton system can be designed in multiple configurations by using the different modules.  
Please use the modules to create your own unique preliminary design, and submit to Luminart for engineering and quotation.

SPECIFICATION SHEET

**COTTON™**

**TYPE:**

## SUSPENSION - CUSTOM CONFIGURATION

**PROJECT NAME:**

## ORDERING INFO

LED

## Dimming Options

☐ 30: 3000K

☐ 120V LTE

☐ 120-277V 0-10V



Intertek

Order Code

## Finish

Quantity

SPECIFICATION SHEET

# Luminart®

- WWW.LUMINARTLIGHTING.COM