

EVER AND EVER™

ACOUSTICAL SUSPENSION

TYPE:

PROJECT NAME:



ORDERING INFO

Model	Length	Direct	Indirect	LED	Body Finish	Acoustical Panel <i>See page 4</i>	Panel Fabric <i>See page 5-8</i>	Voltage/Dim
<input type="radio"/> L4500DI (Direct Only)	<input type="radio"/> 02: 2' <input type="radio"/> 04: 4'	<input type="radio"/> 5W/FT <input type="radio"/> 7W/FT	<input type="radio"/> 5W/FT <input type="radio"/> 7W/FT	<input type="radio"/> 30K (3000K)	<input type="radio"/> 01: White <input type="radio"/> 02: Black			<input type="radio"/> 120V LTE Dim
<input type="radio"/> L4500DIIN (Direct + Indirect)	<input type="radio"/> 06: 6' <input type="radio"/> 08: 8'	<input type="radio"/> 10W/FT <input type="radio"/> Empty	<input type="radio"/> 10W/FT <input type="radio"/> Empty	<input type="radio"/> 35K (3500K)	<input type="radio"/> 10: Grey			<input type="radio"/> 120V 0-10V Dim
<input type="radio"/> L4500IN (Indirect Only)	<input type="radio"/> 16: 16' <input type="radio"/> 24: 24'			<input type="radio"/> 40K (4000K)				<input type="radio"/> 277V 0-10V Dim

SPECIFICATIONS

Design

Slim profile pendant luminaire provides direct and or indirect lighting. Available as single modules or continuous runs suitable for interior application where general lighting is required.

Construction

Body: Extruded aluminum profile with die-cast end caps. Diffuser: PMMA frosted acrylic.
Mounting: Stainless steel suspension cable, clear power cable and die-cast canopy.

Light Source

High efficiency Osram Duris®E5 JDSR (LM-80 tested) 3000K /3500K /4000K 85 cri typical (min>80CRI). Lumen maintenance: 70% of initial lumens at 100 000 hours (L70).

Optics

General lighting optics.

Electrical

High efficiency electronic power supply, rated 100 000 hours 120-277V. Luminaire is supplied standard with 2 circuits (except for 2ft unit)

Dimming

Optional power supply compatible with 0-10V, Hi-lume® BUS supply dimming. Supplied standard with 1 circuit only, but 2 circuits available upon request, with additional canopy.

Mounting

5' field adjustable suspension cable, to be installed on a standard 4" junction box.

Finish

White RAL9003, black RAL9004 or gray RAL9006 The canopy is supplied white, other finishes available on demand.

SPECIFICATION SHEET

Luminart®

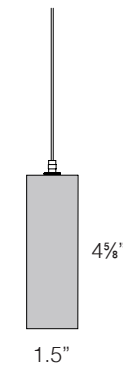







WWW.LUMINARTLIGHTING.COM

EVER AND EVER™

ACOUSTICAL SUSPENSION

TYPE:

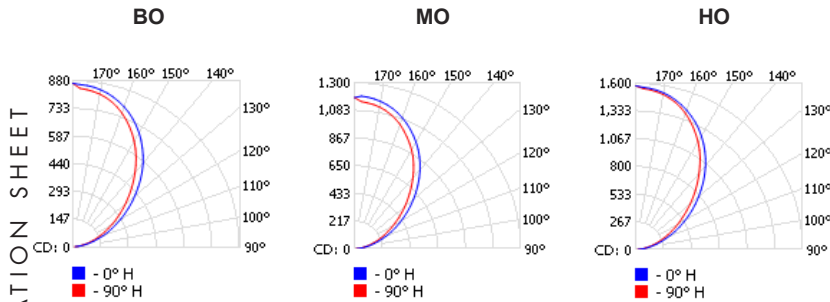
PROJECT NAME:

L.4500	LENGTH	
<p>Pendant</p> 	2' 	
	4' 	
	6' 	
	8' 	
	12' 	
	16' 	
	24' 	
	<p>For other lengths contact factory All fixtures are supplied with five (5) feet aircraft cables as standard.</p>	

INDIRECT OUTPUT

	LOAD	3000K	
	W/ft	lm/ft	lm/W
Base output (BO)	5	510	102
Medium output (MO)	7.5	710	94
High output (HO)	10.5	935	89

3000K



SPECIFICATION SHEET

MULTIPLIER TABLE

Color options	Multiplier
3000K - 85CRI	1
3500K - 85CRI	1,09
4000K - 85CRI	1,19

EVER AND EVER™

ACOUSTICAL SUSPENSION

TYPE:

PROJECT NAME:

ACCESSORIES AND MISCELLANEOUS OPTIONS

ACCESSORIES (TO BE ORDERED SEPARATELY) *for installation consult the instruction sheet

- 3637 - Accessory for T-Bar Mounting (White)
Kits of two anchors



Length	# Of kits needed
Up to 8'	1
8' to 24'	2
25' to 40'	3
41' to 56'	4
57' to 72'	5
73' to 88'	6
89' to 104'	7

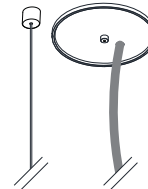
INSTALLATION OPTIONS (INCLUDED)

Default option



The aircraft cable suspension and clear power cable terminate at the canopy.


Alternate option



The aircraft cable suspension terminates in the ceiling while the clear power cable and the canopy cover can be located independently

• Frosted Diffuser

Made of extruded PMMA acrylic with a proprietary frosting technique. The frosted diffuser is intended to be used in Direct, Indirect or Direct/Indirect lighting distributions for both the Pendant and Ever & Ever wall to ensure the desired halo lighting effect.



EVER AND EVER™

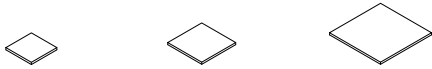
ACOUSTICAL SUSPENSION

TYPE:

PROJECT NAME:

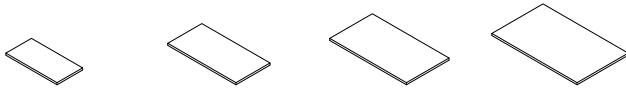
Acoustical Panel Options

Squares



MODEL	LP5-S-60.60	LP5-S-80.80	LP5-S-120.120
CM	60x60x2.5	80x80x2.5	120x120x2.5
INCHES	23.6x23.6x1	31.5x31.5x1	47.2x47.2x1

Rectangles



MODEL	LP5-R-120.60	LP5-R-160.80	LP5-R-180.100	LP5-R-200.120
CM	120x60x2.5	160x80x2.5	180x100x2.5	200x120x2.5
INCHES	47.2x23.6x1	63x31.5x1	70.9x39.4x1	78.7x47.2x1

Circles



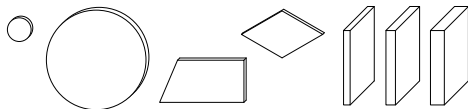
MODEL	LP5-C-60	LP5-C-80	LP5-C-100	LP5-C-120
CM	Ø60x2.5	Ø80x2.5	Ø100x2.5	Ø120x2.5
INCHES	Ø23.6x1	Ø31.5x1	Ø39.4x1	Ø47.2x1

Ellipses



MODEL	LP5-E-120.80	LP5-E-160.80	LP5-E-180.100	LP5-E-200.120
CM	120x80x2.5	160x80x2.5	180x100x2.5	200x120x2.5
INCHES	47.2x31.5x1	63x31.5x1	70.9x39.4x1	78.7x47.2x1



further shapes, sizes and thickness available on request




Standard seam



Other seam options



Two-colored panel available on request



1" SOLID ACOUSTICAL PANEL



EVER AND EVER™

ACOUSTICAL SUSPENSION

TYPE:

PROJECT NAME:


PET (polyethylene terephthalate) Fabric Color Options
60% from recycled materials



Admiral Blue



Steel Grey



Light Marble



Charcoal



Sky Blue



Pumpkin Orange



Beige Cream




Midnight Black



Dandelion Yellow



Apple Green



Neon Green



Rhino Grey



Snow White



Poppy Red



Grape Purple



Ash Grey



Emerald Green



Forest Green



Turquoise



Shadow Marble

SPECIFICATION SHEET