

# FREEDOM LINE SQ SYSTEM™ TYPE:

SUSPENSION - CUSTOM CONFIGURATION

PROJECT NAME:



SPECIFICATION SHEET

**Luminart®**

WWW.LUMINARTLIGHTING.COM

# FREEDOM LINE SQ SYSTEM™ TYPE:

SUSPENSION - CUSTOM CONFIGURATION

PROJECT NAME:



The Freedom Line SQ is a modular pendant LED luminaire system. This customizable system allows the light to form unique shapes that are well-suited to provide lighting for both residential and hospitality settings.

**Light Source:** 19.2W/m LED

**Lum. flux of light source:** 1350 Lm/m (4000K)

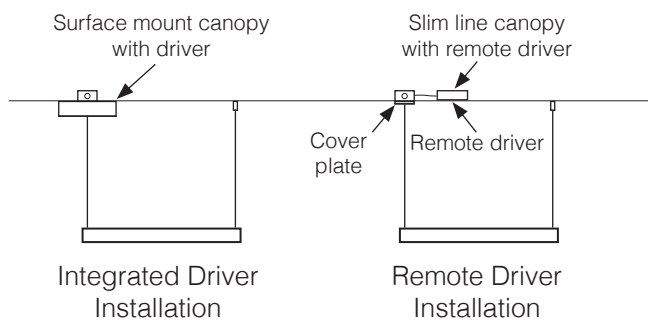
**IP:** 20

**Material:** Double-layered plastic profile with the outside layer from a material resistant to UV radiation

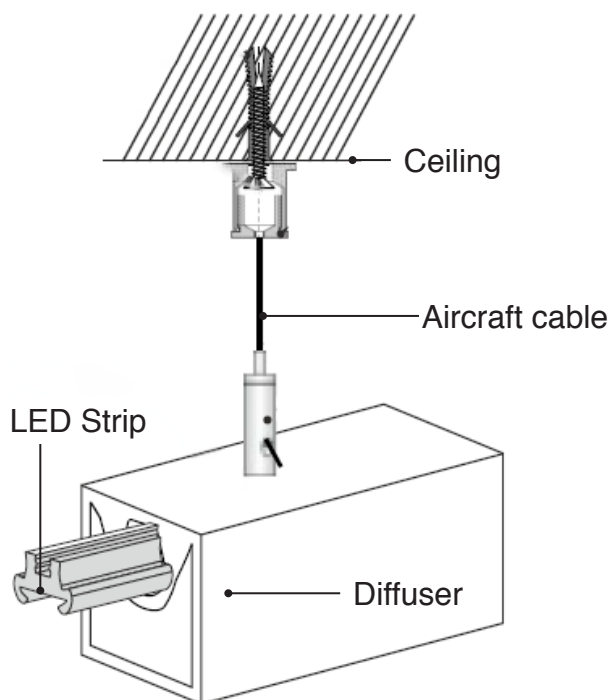
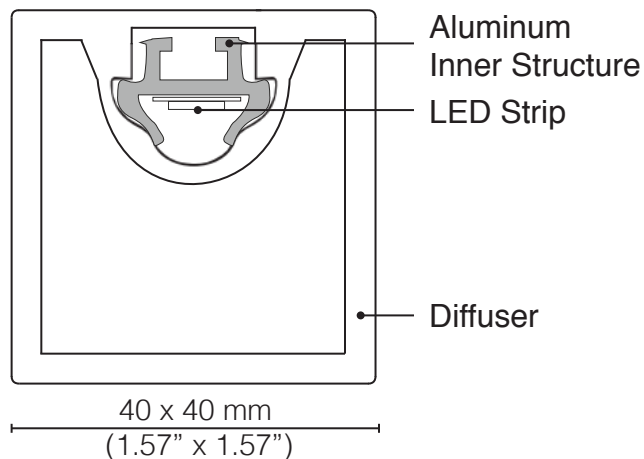
**Mounting:**

Supplied with 80" (2000mm) long suspension aircraft cable (standard) and canopy. To be installed on a standard 4" octagonal junction box. Custom cable length on request (Please specify).

## INSTALLATION OPTIONS



## FREEDOM LINE SQ

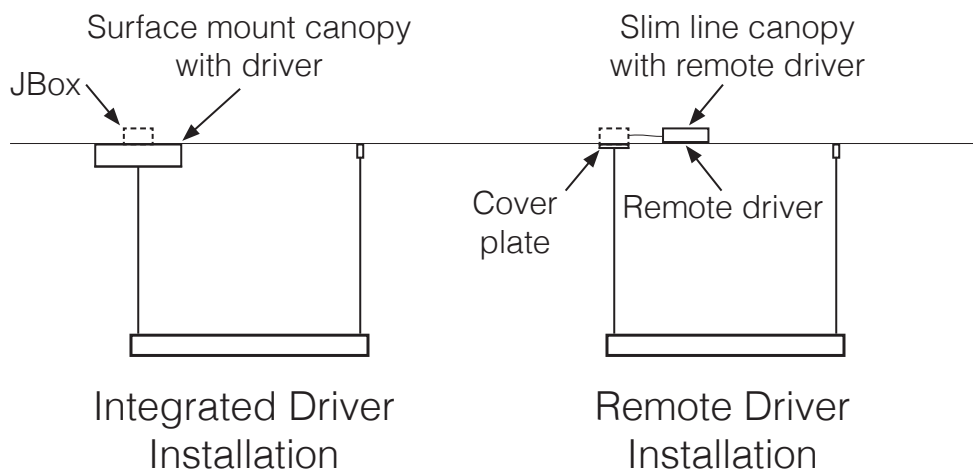


# FREEDOM LINE SQ SYSTEM™ TYPE:

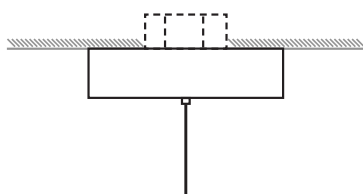
SUSPENSION - CUSTOM CONFIGURATION

PROJECT NAME:

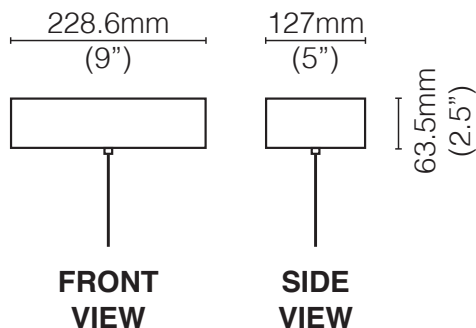
## INSTALLATION OPTIONS



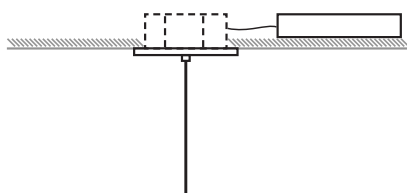
### SURFACE MOUNT CANOPY WITH INTEGRATED DRIVER L56LINED1



### ■ D1 INTEGRATED DRIVER CANOPY



### SLIM LINE CANOPY WITH REMOTE DRIVER L56LINED2



### ● D2 REMOTE DRIVER CANOPY



SPECIFICATION SHEET


# FREEDOM LINE SQ SYSTEM™ TYPE:

SUSPENSION - CUSTOM CONFIGURATION

PROJECT NAME:

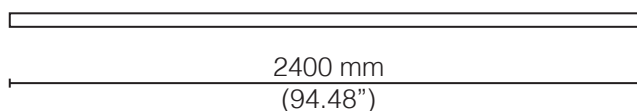
## FREEDOM LINEAR+ SQL60

L56SQLINEL60



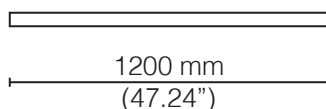
## FREEDOM LINEAR+ SQL240

L56SQLINEL240



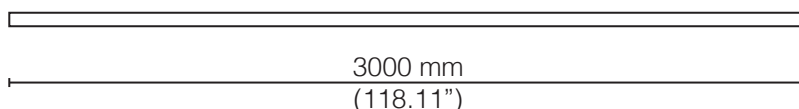
## FREEDOM LINEAR+ SQL120

L56SQLINEL120



## FREEDOM LINEAR+ SQL300

L56SQLINEL300



## FREEDOM LINEAR+ CUSTOM

L56SQLINELCUSTOM



CUSTOM SIZE  
ON REQUEST

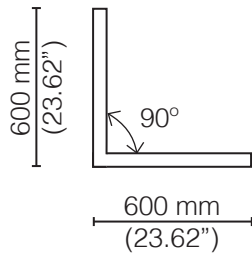
SPECIFICATION SHEET

	Light Source [W]	Lum. flux of light source [lm] (4000K)	Code
Freedom Line SQ L60	12W	810lm	L56SQLINEL60
Freedom Line SQ L120	23W	1620lm	L56SQLINEL120
Freedom Line SQ L240	46W	3240lm	L56SQLINEL240
Freedom Line SQ L300	58W	4050lm	L56SQLINEL300

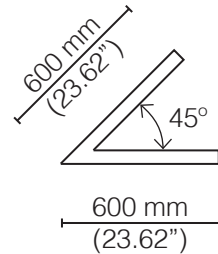
**FREEDOM LINE SQ SYSTEM™** TYPE:

SUSPENSION - CUSTOM CONFIGURATION **PROJECT NAME:**

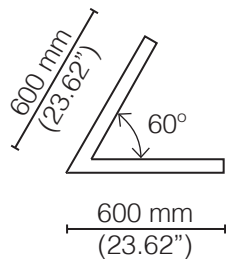
**FREEDOM LINE SQC 90°**  
L56SQLINEC90D



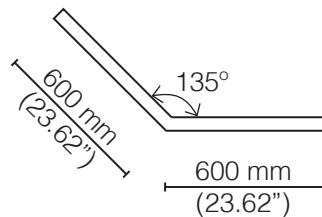
**FREEDOM LINE SQC 45°**  
L56SQLINEC45D



**FREEDOM LINEA SQC 60°**  
L56SQLINEC60D



**FREEDOM LINE SQC 135°**  
L56SQLINEC135D



SPECIFICATION SHEET

	Light Source [W]	Lum. flux of light source [lm] (3000K)	Code
Freedom Line SQ 90°	24W	1620lm	L56SQLINEC90D
Freedom Line SQ 45°	24W	1620lm	L56SQLINEC45D
Freedom Line SQ 60°	24W	1620lm	L56SQLINEC60D
Freedom Line SQ 135°	24W	1620lm	L56SQLINEC135D

# FREEDOM LINE SQ SYSTEM™ TYPE:


SUSPENSION - CUSTOM CONFIGURATION

PROJECT NAME:

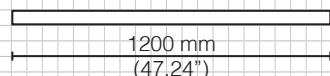
## CONFIGURATION SHEET

The FREEDOM LINE SQ system can be designed in multiple configurations by using the different modules below.  
Please use the modules to create your own unique preliminary design, and submit to Luminart for engineering and quotation.

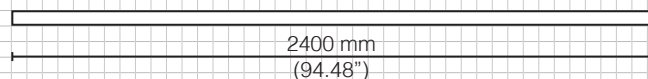
### SQL60 (12W)



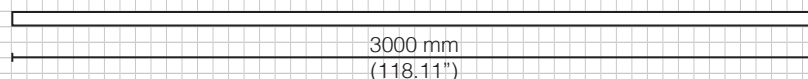
### SQL120 (23W)



### SQL240 (46W)



### SQL300 (58W)

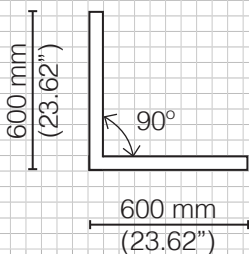


■ D1 INTEGRATED DRIVER CANOPY

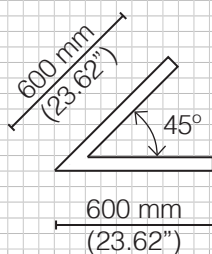
● D2 REMOTE DRIVER CANOPY

A new feed-drop is necessary every time power consumption exceeds the maximum power capacity (90W) of the driver.

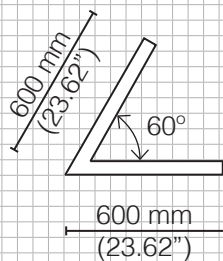
### SQC90° (24W)



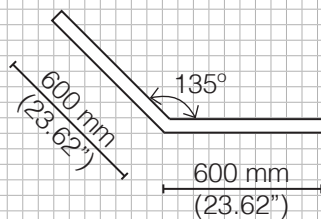
### SQC45° (24W)



### SQC60° (24W)



### SQC135° (24W)



SPECIFICATION SHEET



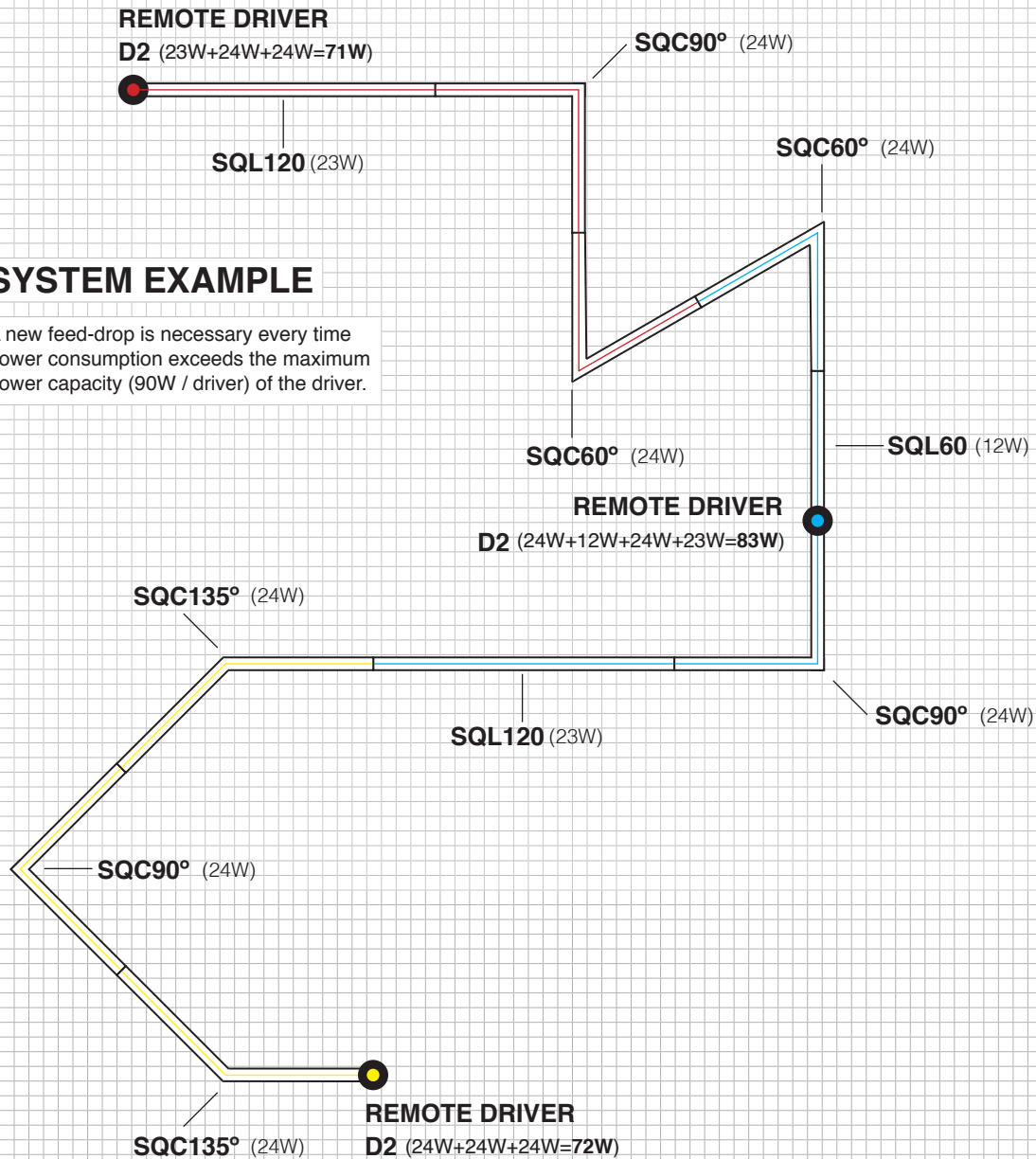
# FREEDOM LINE SQ SYSTEM™ TYPE:

SUSPENSION - CUSTOM CONFIGURATION

PROJECT NAME:

## SYSTEM EXAMPLE

A new feed-drop is necessary every time power consumption exceeds the maximum power capacity (90W / driver) of the driver.



SPECIFICATION SHEET

# FREEDOM LINE SQ SYSTEM™ TYPE:

SUSPENSION - CUSTOM CONFIGURATION

PROJECT NAME:

## CONFIGURATION SHEET

The FREEDOM LINE SQ system can be designed in multiple configurations by using the different modules.  
Please use the modules to create your own unique preliminary design, and submit to Luminart for engineering and quotation.

SPECIFICATION SHEET



**PROJECT NAME:**