

# RAY WALL

## INSTALLATION INSTRUCTIONS

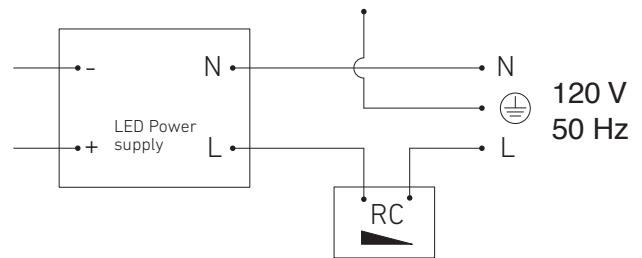
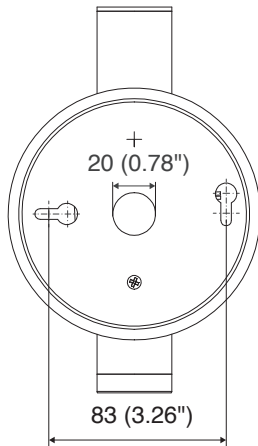
TYPE:

PROJECT NAME:



MOUNTING HOLES



ELECTRICAL WIRING DIAGRAMS



## INSTALLATION INSTRUCTIONS

**PROJECT NAME:**

## TOOLS

- |  |   |
|--|---|
| $2x$<br> | $2x$<br> |
|--|---|

