# FREEDOM LINE SYSTEM™

CEILING

**TYPE:**

**PROJECT NAME:**



SPECIFICATION SHEET

# FREEDOM LINE SYSTEM™

CEILING

**TYPE:**

**PROJECT NAME:**



The Freedom Line System is a modular ceiling LED luminaire system. This customizable system allows the light to form unique shapes that are well-suited to provide lighting for both residential and hospitality settings.

**Light Source:** 14.4W/m LED 24V

**Lum. flux of light source:** 1800 lm/m

**IP:** 20

**Material:** Double-layered plastic profile with the outside layer from a material resistant to UV radiation

## FREEDOM LINE Ø40

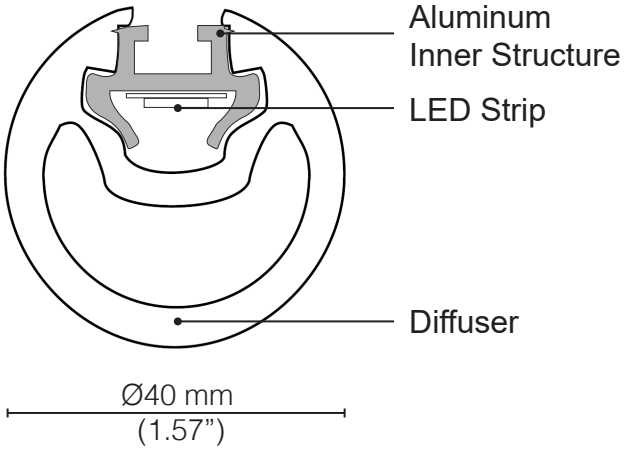


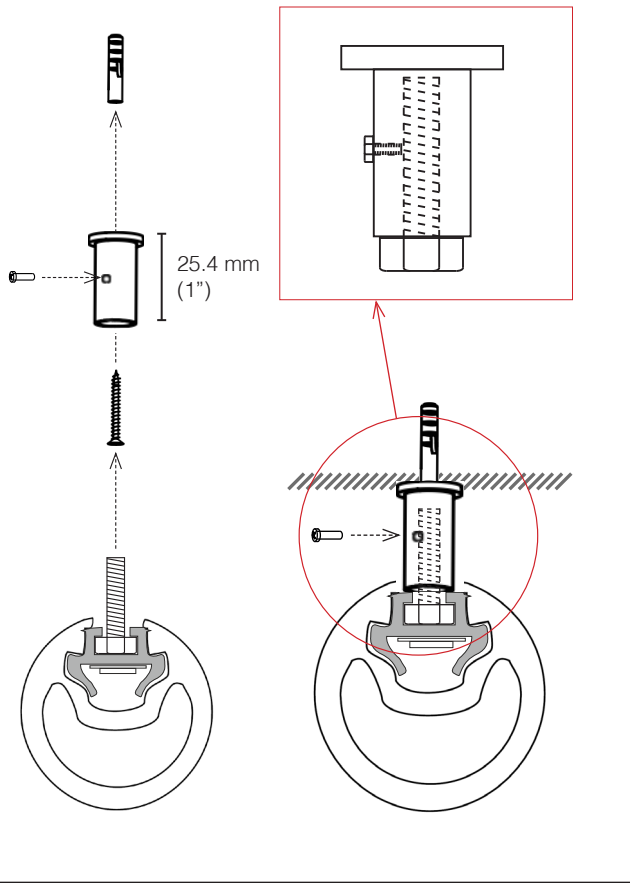


## INSTALLATION

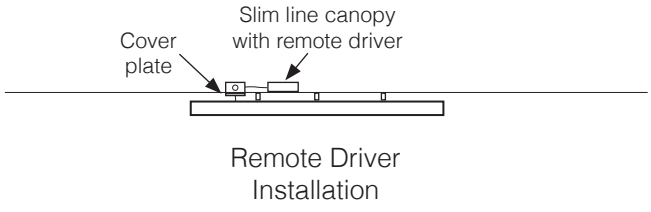


Remote Driver
Installation

SPECIFICATION SHEET

# FREEDOM LINE SYSTEM™

CEILING

**TYPE:**

**PROJECT NAME:**

## INSTALLATION

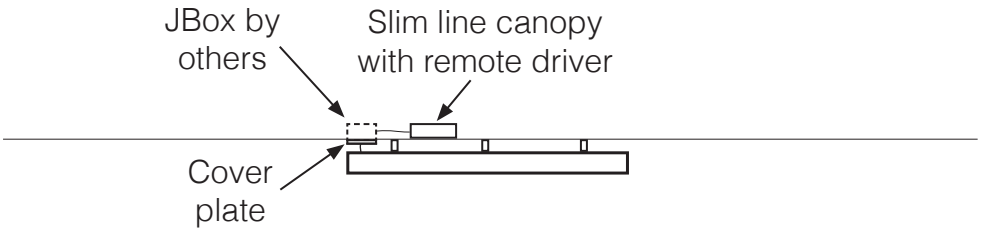


Remote Driver Installation

**SLIM LINE CANOPY WITH REMOTE DRIVER**
L56LINED2

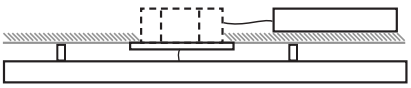

● **D2** REMOTE DRIVER CANOPY

Ø120mm (4.72”)

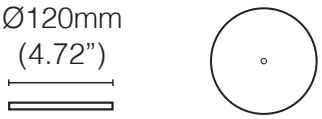

SPECIFICATION SHEET

# FREEDOM LINE SYSTEM™

CEILING

**TYPE:**

**PROJECT NAME:**

**FREEDOM LINE L60**
L56LINECL60




**FREEDOM LINE L200**
L56LINECL200

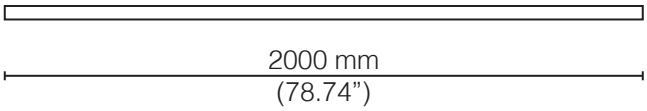


**FREEDOM LINE L120**
L56LINECL120

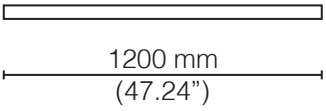


**FREEDOM LINE L250**
L56LINECL250

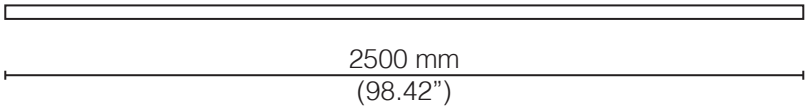


| | Light Source [W] | Lum. flux of light source [lm] (3000K) | Code |
|---|---|---|---|
| Freedom Line L60 | 9W | 1080 lm | L56LINECL60 |
| Freedom Line L120 | 18W | 2160 lm | L56LINECL120 |
| Freedom Line L200 | 29W | 3600 lm | L56LINECL200 |
| Freedom Line L250 | 36W | 4500 lm | L56LINECL250 |

# FREEDOM LINE SYSTEM™

CEILING

**TYPE:**

**PROJECT NAME:**

**FREEDOM LINE R100-90º**
L56LINECR10090D

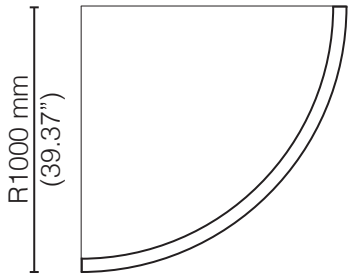


**FREEDOM LINE R75-90º**
L56LINECR7590D

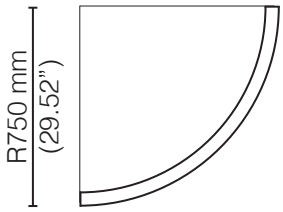


**FREEDOM LINE R40-90º**
L56LINECR4090D




**Note:** R400mm (15.74") represents the minimum allowable curvature for the Freedom Line System

**FREEDOM LINE R150-22.5º**
L56LINECR15022D

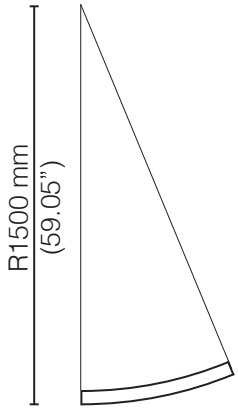


**FREEDOM LINE R75-45º**
L56LINECR7545D

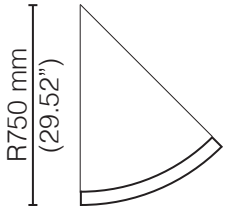


**FREEDOM LINE R40-60º**
L56LINECR4060D




**FREEDOM LINE 90º**
L56LINEC6090D

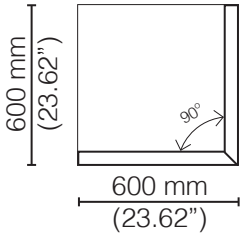


| | Light Source [W] | Lum. flux of light source [lm] (3000K) | Code |
|---|---|---|---|
| Freedom Line R100-90º | 23W | 2827 lm | L56LINECR10090D |
| Freedom Line R75-90º | 17W | 2120 lm | L56LINECR7590D |
| Freedom Line R40-90º | 9W | 1130 lm | L56LINECR4090D |
| Freedom Line R150-22.5º | 8.5W | 1060 lm | L56LINECR15022D |
| Freedom Line R75-45º | 8.5W | 1060 lm | L56LINECR7545D |
| Freedom Line R40-60º | 4.5W | 753 lm | L56LINECR4060D |
| Freedom Line 60-90º | 18W | 2160 lm | L56LINEC6090D |

# FREEDOM LINE SYSTEM™

CEILING

**TYPE:**

**PROJECT NAME:**

## CONFIGURATION SHEET

The FREEDOM LINE system can be designed in multiple configurations by using the different modules below.
Please use the modules to create your own unique preliminary design, and submit to Luminart for engineering and quotation.

**CL60** (9W)




**CL120** (18W)

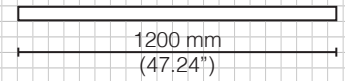


**CL200** (29W)




**CL250** (36W)

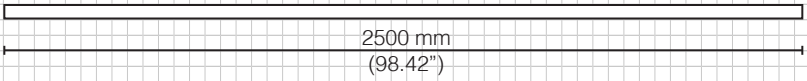


**D1** INTEGRATED DRIVER CANOPY

**D2** REMOTE DRIVER CANOPY

A new feed-drop is necessary every time power consumption exceeds the maximum power capacity (90W) of the driver.

**CR150-22.5°** (8.5W)




**CR75-45°** (8.5W)

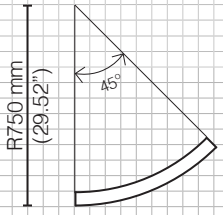


**CR40-60°** (4.5W)

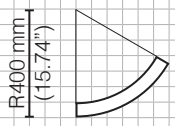


**CR100-90°** (23W)

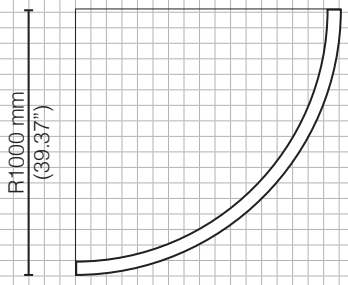


**CR75-90°** (17W)

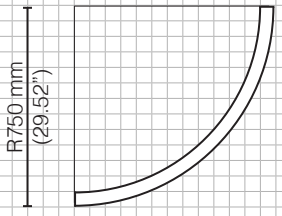


**CR40-90°** (9W)

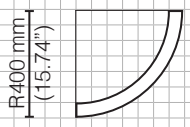


**CR60-90°** (18W)

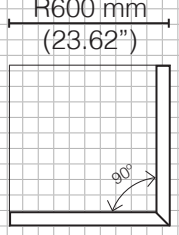


SPECIFICATION SHEET

# FREEDOM LINE SYSTEM™

CEILING

**TYPE:**

**PROJECT NAME:**

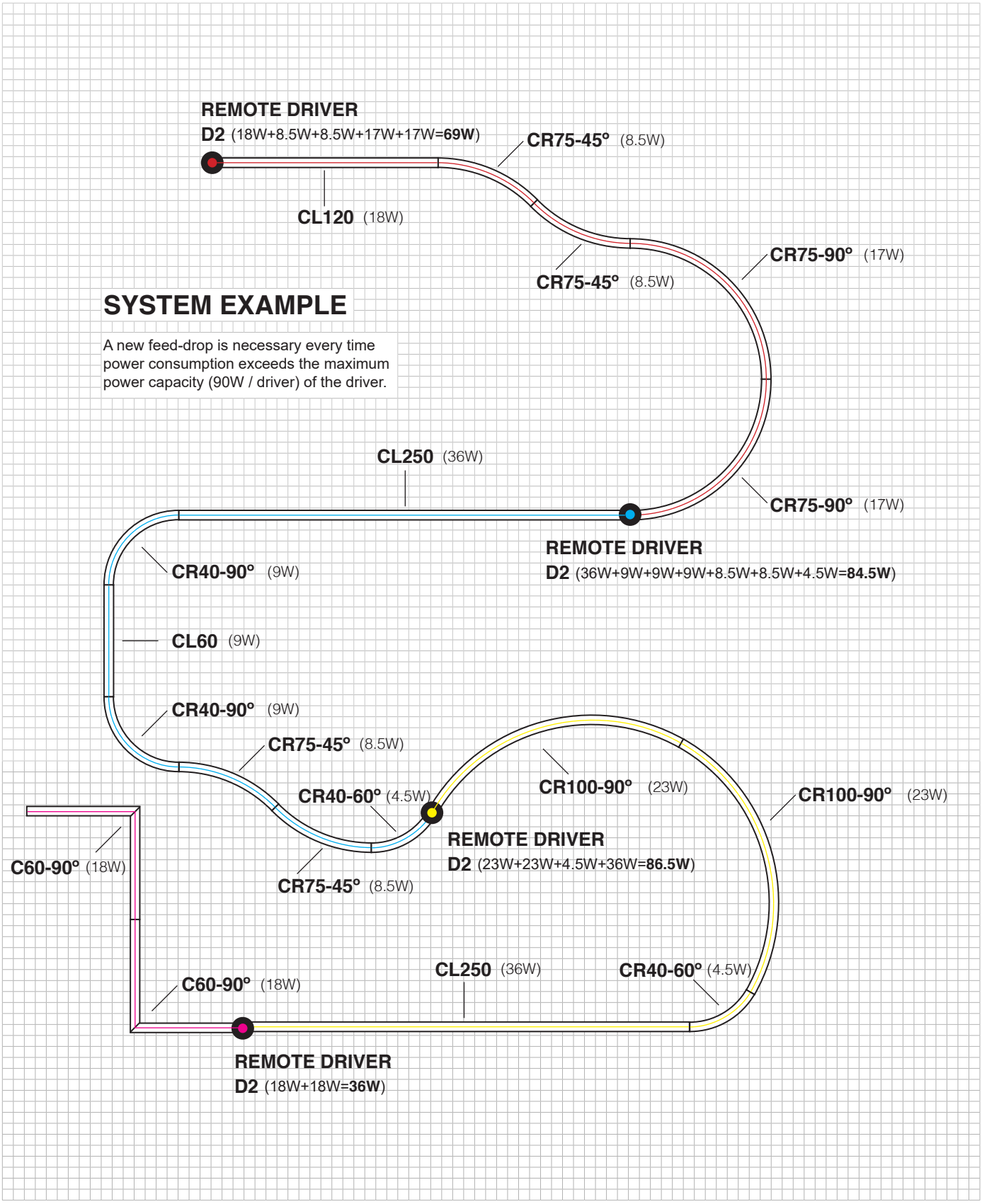


SPECIFICATION SHEET

# FREEDOM LINE SYSTEM™

CEILING

**TYPE:**

**PROJECT NAME:**

## CONFIGURATION SHEET

The FREEDOM LINE system can be designed in multiple configurations by using the different modules.
Please use the modules to create your own unique preliminary design, and submit to Luminart for engineering and quotation.

# FREEDOM LINE SYSTEM™

CEILING

**TYPE:**

**PROJECT NAME:**

## ORDERING INFO

| Power Options | LED | Dimming Options |
|---|---|---|
| ◯ 01: LED 14.4W/m 24V 1800Lm/m | ◯ 27: 2700K<br>◯ 30: 3000K<br>◯ 35: 3500K<br>◯ 40: 4000K | ◯ 120V LTE<br>◯ 120-277V 0-10V |

Intertek

| Order Code | Quantity |
|---|---|
| | |
| | |
| | |
| | |
| | |
| | |
| | |
| | |
| | |
| | |
| | |
| | |
| | |
| | |
| | |
| | |




**Note:** R400mm (15.74") represents the minimum allowable curvature for the Freedom Line System

SPECIFICATION SHEET